



**DESIGN STANDARDS FOR: ELECTRIC HEATING EQUIPMENT**

---


In-Wall Fan Heater Standard:

1. King model #KBP2406 240V manufactured by King Electric Mfg Company.
2. Note: An approved equal will not be accepted. Sole source justification is based on bulk parts on hand; ease on maintenance time, availability, and vandal resistance.



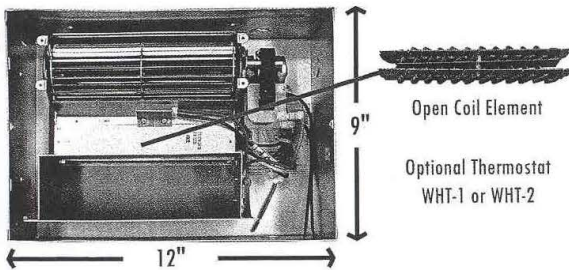
KING ELECTRIC MFG. CO. • 9131 10TH AVENUE SOUTH • SEATTLE, WA 98108 • PH: 206.762.0400 • FAX: 206.763.7738 • www.king-electric.com

### DUAL WATTAGE IN-WALL FAN HEATERS



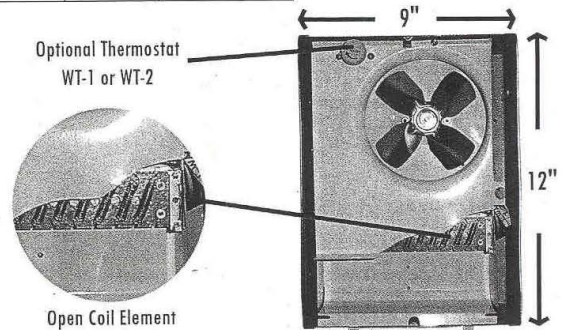

**BETTER**  
**WHF SERIES**  
2 YEAR WARRANTY

| MODEL:  | VOLTS: | WATTAGE:     |
|---------|--------|--------------|
| WHF1210 | 120    | 500 or 1000  |
| WHF1212 | 120    | 600 or 1200  |
| WHF1215 | 120    | 750 or 1500  |
| WHF2410 | 240    | 500 or 1000  |
| WHF2415 | 240    | 750 or 1500  |
| WHF2420 | 240    | 1000 or 2000 |
| WHF2424 | 240    | 1200 or 2400 |



**GOOD**  
**W SERIES**  
1 YEAR WARRANTY

| MODEL: | VOLTS: | WATTAGE:     |
|--------|--------|--------------|
| W1210  | 120    | 500 or 1000  |
| W1212  | 120    | 600 or 1200  |
| W1215  | 120    | 750 or 1500  |
| W2410  | 240    | 500 or 1000  |
| W2415  | 240    | 750 or 1500  |
| W2420  | 240    | 1000 or 2000 |
| W2424  | 240    | 1200 or 2400 |

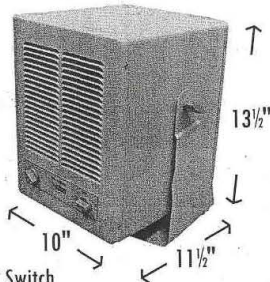


### GARAGE/SHOP HEATERS





**KBP SERIES**

FLOOR STANDING



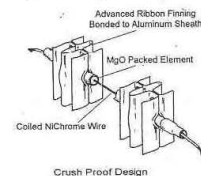


Includes Thermostat and OFF/FAN/HEAT Switch

RECEPTACLE CONFIGURATIONS  
NEEDED FOR CORD SET WHEN USED:



| MODEL:  | VOLTS:                                     | WATTAGE:                        |
|---------|--------------------------------------------|---------------------------------|
| KBP1230 | 120                                        | 950•1900•2850                   |
| KBP2406 | 240                                        | 950•1900•2850<br>3800•4750•5700 |
| KBP-K1  | 120V, 1 Phase, 30 AMP, 6ft Cord/Handle Kit |                                 |
| KBP-K2  | 240V, 1 Phase, 30 AMP, 6ft Cord/Handle Kit |                                 |

### BASEBOARD HEATERS



| MODEL:  | VOLTS: | WATTAGE: | FT.  |
|---------|--------|----------|------|
| 2K1205  | 120    | 500      | 27"  |
| 3K1207  | 120    | 750      | 3ft  |
| 4K1210  | 120    | 1000     | 4ft  |
| 5K1212  | 120    | 1250     | 5ft  |
| 6K1215  | 120    | 1500     | 6ft  |
| 2K2405  | 240    | 500      | 27"  |
| 3K2407  | 240    | 750      | 3ft  |
| 4K2410  | 240    | 1000     | 4ft  |
| 5K2412  | 240    | 1250     | 5ft  |
| 6K2415  | 240    | 1500     | 6ft  |
| 7K2418  | 240    | 1750     | 7ft  |
| 8K2420  | 240    | 2000     | 8ft  |
| 10K2425 | 240    | 2500     | 10ft |

Add Suffix (A) for Almond or (BW) for Bright White finish.

END OF SECTION