

SHEET INDEX

ES563 West Side Non-Motorized Improvements

CITY OF BELLINGHAM, WASHINGTON

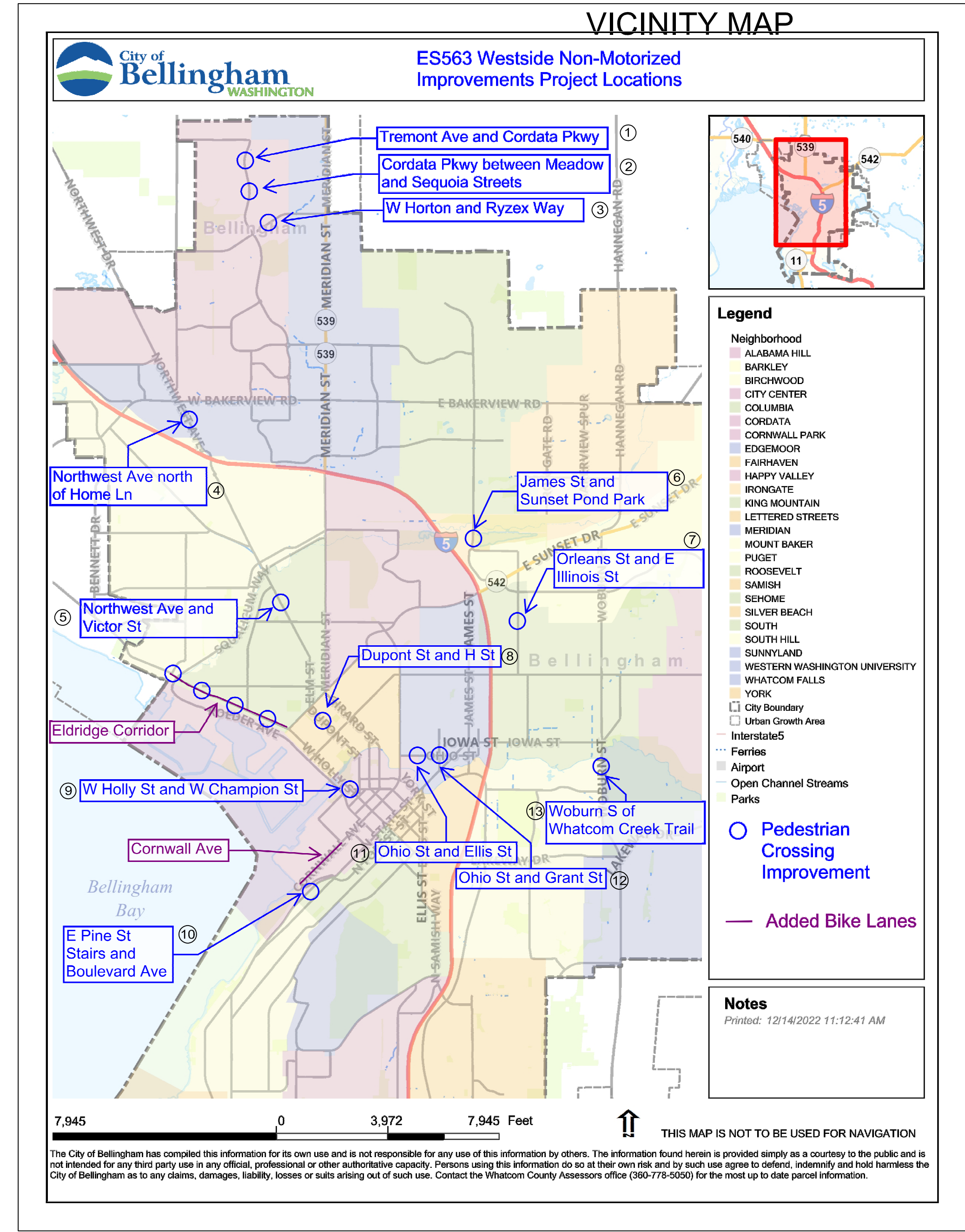
1. COVER SHEET
2. GENERAL NOTES AND LEGEND
3. SURVEY CONTROL SHEET(to be shown at 60%)
4. SHEET MAP (to be shown at 60%)
5. SWPPP NOTES
6. DEMO & TESC PLAN - ELDRIDGE STA: 1+00 to 11+50(to be shown at 60%)
7. DEMO & TESC PLAN - ELDRIDGE STA: 11+50 to 23+00(to be shown at 60%)
8. DEMO & TESC PLAN - ELDRIDGE STA: 23+00 to 34+50(to be shown at 60%)
9. DEMO & TESC PLAN - ELDRIDGE STA: 34+50 to 46+50(to be shown at 60%)
10. DEMO & TESC PLAN - ELDRIDGE STA: 46+50 to 50+00(to be shown at 60%)
11. DEMO & TESC PLAN - CORNWALL STA: 100+00 to 112+00(to be shown at 60%)
12. DEMO & TESC PLAN - CORNWALL STA: 112+00 to 122+50(to be shown at 60%)
13. DEMO & TESC PLAN- INTERSECTIONS 6,7,8,10,11,12 (to be shown at 60%)
14. DEMO & TESC PLAN - INTERSECTIONS 1,2,3(to be shown at 60%)
15. DEMO & TESC PLAN - INTERSECTIONS 4,5,9,13(to be shown at 60%)
16. DEMO & TESC PLAN - DETAILS (to be shown at 60%)
17. TYPICAL ROAD SECTIONS EXISTING AND PROPOSED
18. PAVING & STORM ELDRIDGE STA: 1+00 to 11+50
19. PAVING & STORM ELDRIDGE STA: 11+50 to 23+00
20. PAVING & STORM ELDRIDGE STA: 23+00 to 34+50
21. PAVING & STORM ELDRIDGE STA: 34+50 to 46+50
22. PAVING & STORM ELDRIDGE STA: 46+50 to 50+00
23. PAVING & STORM CORNWALL STA: 100+00 to 112+00 **OPTION 1 SHOWING (Placeholder)**
24. PAVING & STORM CORNWALL STA: 112+00 to 122+50
25. CHANNELIZATION ELDRIDGE STA: 1+00 to 11+50
26. CHANNELIZATION ELDRIDGE STA: 11+50 to 23+00
27. CHANNELIZATION ELDRIDGE STA: 23+00 to 34+50
28. CHANNELIZATION ELDRIDGE STA: 34+50 to 46+50
29. CHANNELIZATION ELDRIDGE STA: 46+50 to 50+50
30. **CHANNELIZATION CORNWALL STA: 100+00 to 112+00 OPTION 1**
31. CHANNELIZATION CORNWALL STA: 112+00 to 122+00 OPTION 1
32. CHANNELIZATION WHARF STREET
33. **CHANNELIZATION CORNWALL STA: 100+00 to 112+00 OPTION 2**
34. CHANNELIZATION CORNWALL STA: 112+00 TO 122+00 OPTION 2
35. CHANNELIZATION & RRFB INTERSECTIONS 6,7,8,10,11,12
36. CHANNELIZATION & RRFB INTERSECTIONS 4,5,9,13
37. CHANNELIZATION & RRFB INTERSECTIONS 1,2,3
38. PAVING DETAILS
39. CHANNELIZATION DETAILS
40. RRFB DETAILS
41. CITY OF BELLINGHAM STANDARD DETAILS (to be shown at 60%)
42. WSDOT STANDARD DETAIL (to be shown at 60%)

OPTION 1 SHOWING (Placeholder)

Reviewers Note: Two Options are shown on Cornwall for discussion.

Option 1: Bike lane each side, 4' buffers w/ vertical element.

Option 2: Bicycle track layout with both lanes on one side separated by 2' curb w/ vertical element. This allows for an 8' parking lane on the opposite side.



30% DESIGN

PRELIMINARY

SURVEY NOTES
 JEPSON AND ASSOCIATES
 222 GRAND AVENUE
 (360)0733-5760
 PERFORMED THE FIELD SURVEY FOR PORTIONS OF ELDRIDGE AVE. AND INTERSECTIONS 1,2,3,5,9 & 13

GENERAL NOTES

ALL WORK SHALL CONFORM TO THE LATEST EDITION OF "STANDARD SPECIFICATIONS FOR ROAD BRIDGE AND MUNICIPAL CONSTRUCTION" CURRENT EDITION (WSDOT) AND THE "CITY OF BELLINGHAM DEVELOPMENT GUIDELINES AND IMPROVEMENT STANDARDS" UNLESS INDICATED OTHERWISE BY THE CONTRACT DOCUMENTS.
 IN CASE OF A CONFLICT BETWEEN THE REGULATORY SPECIFICATIONS OR STANDARDS, THE MORE STRINGENT REQUIREMENT WILL PREVAIL. ALL REFERENCES TO "SPECIFICATION SECTIONS" REFER TO THE "STANDARD SPECIFICATIONS FOR ROAD BRIDGE AND MUNICIPAL CONSTRUCTION" UNLESS OTHERWISE NOTED.

THE BEDDING FOR PVC PIPE SHALL BE PEA GRAVEL, ACCORDING TO CITY OF BELLINGHAM STANDARD PLAN No. SS-750
 ALL TRENCH BACKFILL UNDER EXISTING OR FUTURE PAVING SHALL BE BANK RUN GRAVEL FOR TRENCH BACKFILL AND SHALL BE COMPACTED TO 95% OF MAXIMUM DENSITY (MODIFIED PROCTOR).

PLUG ALL CULVERTS, SEWERS, AND CONDUITS PRIOR TO ABANDONMENT, AS PER STANDARD SPECIFICATIONS SECTION 7-08.3(4)

ALL LAWN AND VEGETATED AREAS OUTSIDE THE PROJECT LIMITS DISTURBED BY CONSTRUCTION EQUIPMENT, VEHICLES OR PERSONNEL SHALL BE RESTORED TO ORIGINAL CONDITION OR BETTER, AT THE CONTRACTORS EXPENSE.

THIS PROJECT MAY REQUIRE VARIOUS PERMITS AS OUTLINED IN THE PROJECT SPECIFICATION'S GENERAL PROVISIONS. ALL WORK SHALL BE PERFORMED IN A MANNER WHICH ENSURES CONFORMANCE WITH ANY PERMIT REQUIREMENTS.

THE CONTRACTOR SHALL ATTEND PRE-CONSTRUCTION CONFERENCE WITH THE CITY OF BELLINGHAM ENGINEERING DIVISION PRIOR TO BEGINNING CONSTRUCTION.

UNDERGROUND UTILITIES ARE KNOWN TO EXIST IN THE AREA OF CONSTRUCTION. IT IS THE RESPONSIBILITY OF THE CONTRACTOR TO CONTACT THE UTILITY OWNERS FOR LOCATIONS AND TO NOTIFY THE ENGINEER PROMPTLY OF ANY CONFLICT. THE ONE-CALL NUMBER FOR UNDERGROUND UTILITIES IS: 1-800-424-5555.

THE CONTRACTOR SHALL BE RESPONSIBLE FOR MAINTAINING THE INTEGRITY OF ADJACENT UTILITIES WHICH MAY INCLUDE, BUT ARE NOT LIMITED TO, WATER, SEWER, STORM SEWER, POWER, TELEPHONE, CABLE TV, GAS, IRRIGATION, AND STREET LIGHTING.

THE CONTRACTOR SHALL NOTIFY RESIDENTS AND BUSINESSES 48 HOURS IN ADVANCE OF ANY WORK AFFECTING ACCESS OR SERVICE AND SHALL MINIMIZE INTERRUPTIONS TO DRIVEWAYS FOR RESIDENTS AND BUSINESSES ADJACENT TO THE PROJECT.

PUBLIC RIGHTS-OF-WAY SHALL BE KEPT IN A CLEAN AND SERVICEABLE CONDITION AT ALL TIMES. IN THE EVENT MATERIALS ARE INADVERTENTLY DEPOSITED ON ROADWAYS, THE MATERIAL SHALL BE PROMPTLY REMOVED. MATERIALS ARE TO BE SWEEPED AND REMOVED WITH A VACUUM SWEEPER.

PUBLIC AND PRIVATE DRAINAGE WAYS SHALL BE PROTECTED FROM POLLUTION. NO MATERIAL IS TO BE DISCHARGED TO, OR DEPOSITED IN STORMWATER SYSTEMS THAT MAY RESULT IN VIOLATION OF STATE OR FEDERAL WATER QUALITY STANDARDS.

THE CONTRACTOR SHALL BE RESPONSIBLE FOR CONSTRUCTING, MAINTAINING, & REMOVING EROSION CONTROL MEASURES (SILT FENCE, ROCK CHECK DAMS, SILT PONDS, CATCH BASIN FILTERS, ETC...) THROUGHOUT THE DURATION OF THE PROJECT. ALL EROSION CONTROL WORK IS CONSIDERED INCIDENTAL TO THE ITEMS OF WORK IN THE CONTRACT FOR THIS PROJECT.
 REFER TO THE 'STORM WATER POLLUTION PREVENTION PLAN' SHEETS AND BID ITEMS NOTED IN THE CONTRACT PORTION OF THE PROJECT SPECIFICATIONS FOR SPECIFIC EROSION CONTROL NOTES.

STORM NOTES

BEDDING AND BACKFILL FOR PVC STORM MAIN PIPE SHALL CONFORM TO CITY OF BELLINGHAM STANDARD PLAN No. DR-538.

STORM MAIN CLEANOUTS SHALL CONFORM TO CITY OF BELLINGHAM STANDARD NO. SS-720

THE CONTRACTOR SHALL BE RESPONSIBLE FOR MAINTAINING EROSION CONTROL MEASURES (SILT FENCE, ROCK CHECK DAMS, SILT PONDS, ETC...), AS DIRECTED BY THE ENGINEER) THROUGHOUT THE DURATION OF THE PROJECT.

DURING CONSTRUCTION, CATCH BASIN INSERTS OR ACCEPTABLE ALTERNATIVES MUST BE PLACED UNDER ALL EXISTING AND NEWLY CONSTRUCTED CATCH BASIN GRATES WITHIN THE PROJECT SITE.

ALL CATCH BASINS WITHIN THE PROJECT LIMITS SHALL BE CLEANED OUT AT THE COMPLETION OF THE PROJECT AND ANY MATERIAL REMOVED SHALL BE PROPERLY DISPOSED OF.

DURING ANY DITCH, CREEK & DRAINAGE WORK, WATER SHALL BE DIVERTED AROUND THE PROJECT WITH A CITY ENGINEER APPROVED METHOD.

ANY MISCELLANEOUS DRAINAGE FOUND WILL BE REQUIRED TO BE REMOVED OR CONNECTED TO THE NEW DRAINAGE SYSTEM UNDER THE DIRECTION OF THE ENGINEER.

STORM WATER POLLUTION PREVENTION PLAN AND STORM WATER PERMIT APPLICATION (SWPPP) SHALL BE SUBMITTED BY THE CONTRACTOR. CONTRACTOR SHALL SUBMIT DETAILS ON CONSTRUCTION TIMING, HAUL ROUTES, CONSTRUCTION ENTRANCES AND GROUND STABILIZATION. THE SWPPP AND PERMIT SHALL BE REVIEWED AND APPROVED BY THE CITY PRIOR TO COMMENCEMENT OF WORK.

EROSION CONTROL NOTES

THE CONTRACTOR SHALL BE RESPONSIBLE FOR THE INSTALLATION, MAINTENANCE AND REMOVAL OF ALL EROSION CONTROL MEASURES (SILT FENCE, STRAW BALE DAMS, SILT PONDS, ETC., AS DIRECTED BY THE ENGINEER) THROUGHOUT THE DURATION OF THE PROJECT.

IN THE EVENT MATERIALS ARE INADVERTENTLY DEPOSITED ON ROADWAYS, THE MATERIAL SHALL BE PROMPTLY REMOVED. MATERIALS ARE TO BE SWEEPED AND REMOVED PRIOR TO ANY STREET FLUSHING. PUBLIC AND PRIVATE DRAINAGE WAYS SHALL BE PROTECTED FROM POLLUTION. NO MATERIAL IS TO BE DISCHARGED OR DEPOSITED IN STORMWATER SYSTEMS THAT MAY RESULT IN VIOLATION OF STATE OR FEDERAL WATER QUALITY STANDARDS.

THE CONTRACTOR IS REQUIRED TO PREPARE AND IMPLEMENT A STORM WATER POLLUTION PREVENTION PLAN (SWPPP). A COPY OF THE SWPPP SHALL BE ON SITE THROUGHOUT THE DURATION OF CONSTRUCTION.

STABILIZE SOILS- ALL EXPOSED AND UNWORKED SOILS SHALL BE STABILIZED BY APPLICATION OF EFFECTIVE BEST MANAGEMENT PRACTICES, THAT PROTECT THE SOIL FROM THE EROSION FORCES OF WATER AND WIND. NO UNWORKED SOILS SHALL REMAIN EXPOSED FOR MORE THAN SEVEN (7) DAYS.

SAWCUTTING SLURRY AND CUTTINGS SHALL BE VACUUMED DURING CUTTING AND SURFACING OPERATIONS. SLURRY AND CUTTINGS SHALL NOT REMAIN ON PAVEMENT OVERNIGHT.

A STORM WATER POLLUTION PREVENTION PLAN SHALL BE PROVIDED BY THE CONTRACTOR. THE PLAN WILL BE REVIEWED, APPROVED AND A PERMIT ISSUED BY THE CITY PRIOR TO COMMENCEMENT OF WORK. THE CONTRACTOR IS RESPONSIBLE FOR OBTAINING AND PAYING FOR THE PERMIT.

INLET PROTECTION MUST BE PROVIDED FOR ALL EXISTING CATCH BASINS DURING CONSTRUCTION. ALL CATCH BASINS WITHIN THE PROJECT LIMITS SHALL BE CLEANED OUT AT THE COMPLETION OF THE PROJECT AND ANY MATERIAL REMOVED SHALL BE PROPERLY DISPOSED OF.

DURING ANY DITCH, CREEK & DRAINAGE WORK WATER SHALL BE DIVERTED AROUND THE PROJECT WITH A PUMP OR OTHER ADEQUATE METHOD APPROVED BY THE ENGINEER.

ANY MISCELLANEOUS DRAINAGE FOUND WILL BE REQUIRED TO BE REMOVED OR CONNECTED TO THE NEW DRAINAGE SYSTEM WITH THE DIRECTION OF THE ENGINEER. DISTURBED SOILS ARE TO BE MULCHED.

LEGEND

	EXISTING	PROPOSED		EXISTING	PROPOSED
RIGHT OF WAY LINE	---	---	UNDERGROUND POWER	—P—	—P—
PROPERTY LINE	---	---	UTILITY POLE	⊙	⊙
CENTER LINE	---	---	SIDEWALK	---	---
WATER MAIN	—W—	—W—	CURB & GUTTER	====	====
WATER SERVICE	—W—	—W—	EDGE OF PAVEMENT	---	---
WATER VALVE	●	●	EDGE OF GRAVEL/DIRT	---	---
FIRE HYDRANT	⊕	⊕	BUILDING LINE	---	---
SANITARY SEWER MAIN	—S—	—S—	TREE LINE	~~~~~	~~~~~
SANITARY SEWER SERVICE	---SS---	---SS---	FENCE LINE	---	---
STORM SEWER MAIN	—D—	—D—	WALL LINE (ROCK)	---	---
STORM SEWER SERVICE	---SS---	---SS---	WALL LINE	---	---
SEWER MANHOLE	○	●	SHRUBS	⊗	⊗
STORM MANHOLE	⊙	●	TREES	⊗	⊗
CATCH BASIN	□	■	RIP RAP	⊗	⊗
CULVERT	=====	=====	JUNCTION BOX TYPE I	⊗	⊗
DRAINAGE DITCH	---	---	LUMINAIRE	⊗	⊗
CREEK	---	---	SIGNAL POLE	⊗	⊗
GAS MAIN	—G—	—G—			
GAS SERVICE	---GG---	---GG---			
UNDERGROUND TELEPHONE	---T---T---	---T---T---			
FIBER OPTIC LINE	---FO---	---FO---			
MONUMENT	●	●			

4			
3			
2			
1			
Date	No.	Revision	By

30% DESIGN

PROJECT ENGINEER JJB
 DESIGNED/DRAWN ELH
 INSPECTOR ?

DIRECTOR OF PUBLIC WORKS E.C.J.
 CITY ENGINEER C.M.A.S.
 OPERATIONS ENGINEER M.A.O.

CITY OF BELLINGHAM, WASHINGTON
PUBLIC WORKS DEPARTMENT
 ENGINEERING DIVISION

SCALE
 Horiz. 1"=20'
 Vert. 1"=NA

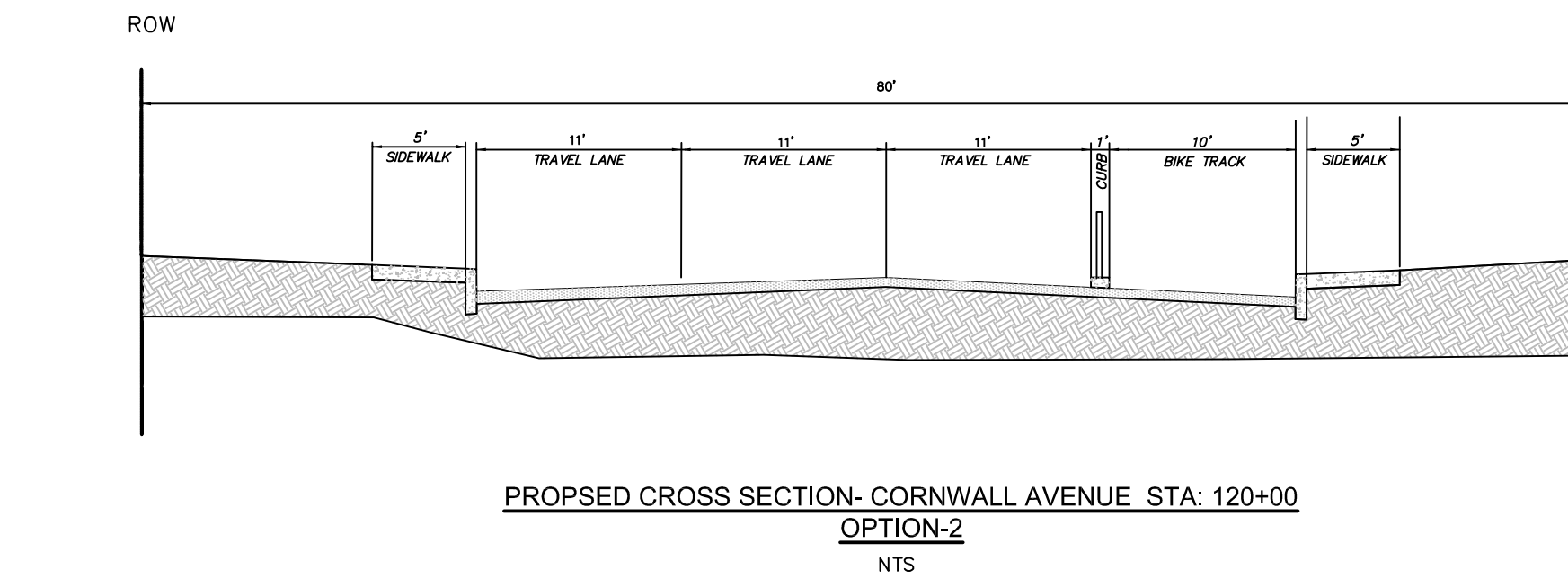
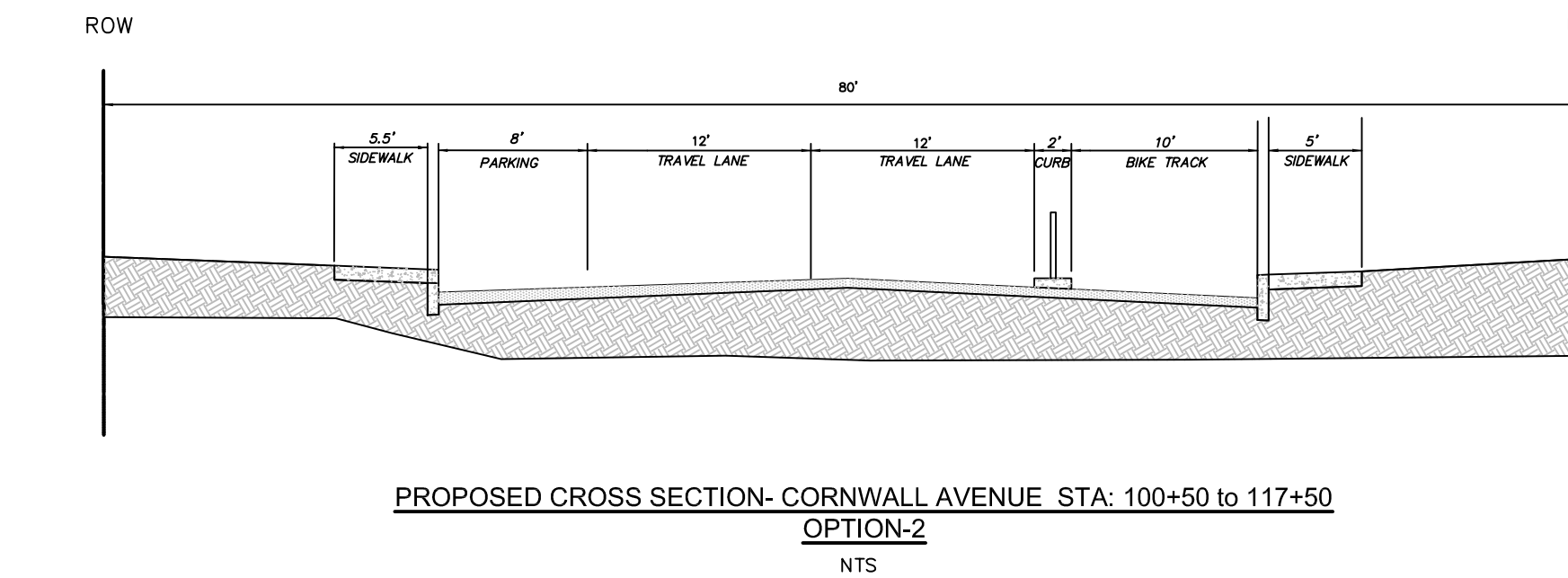
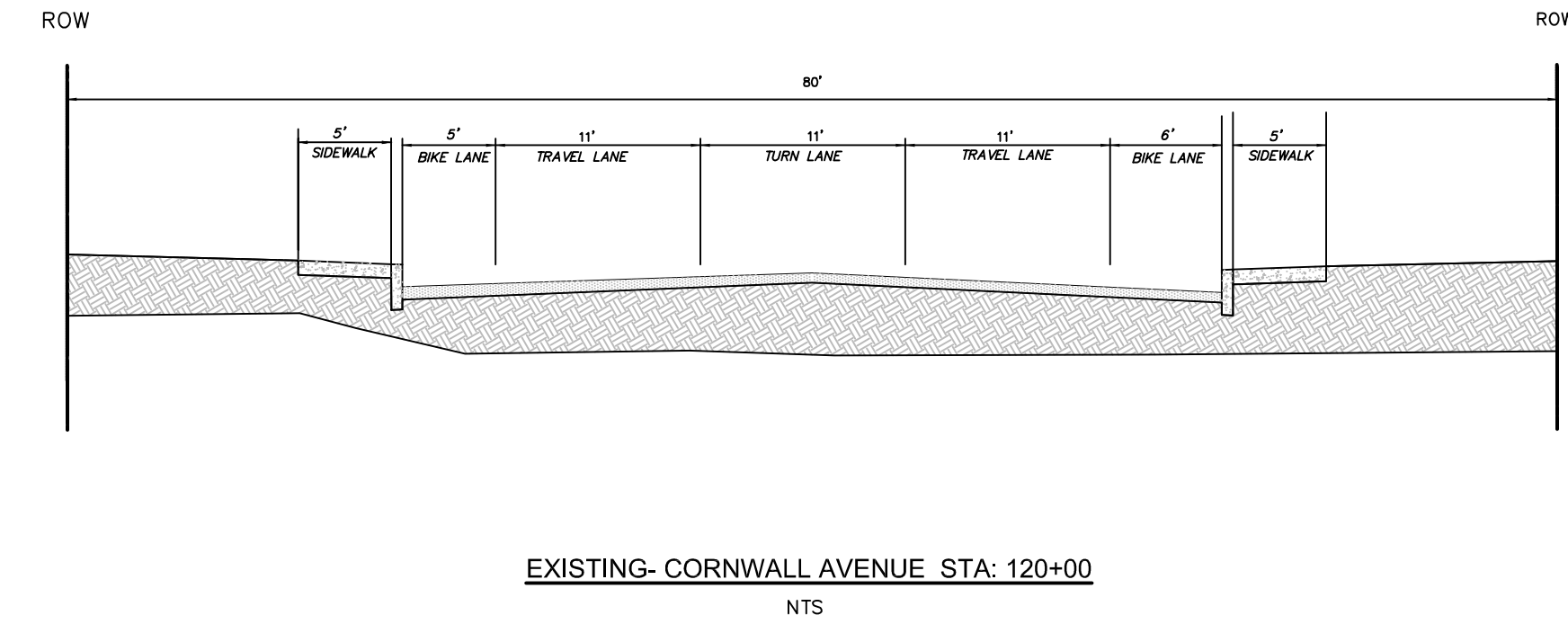
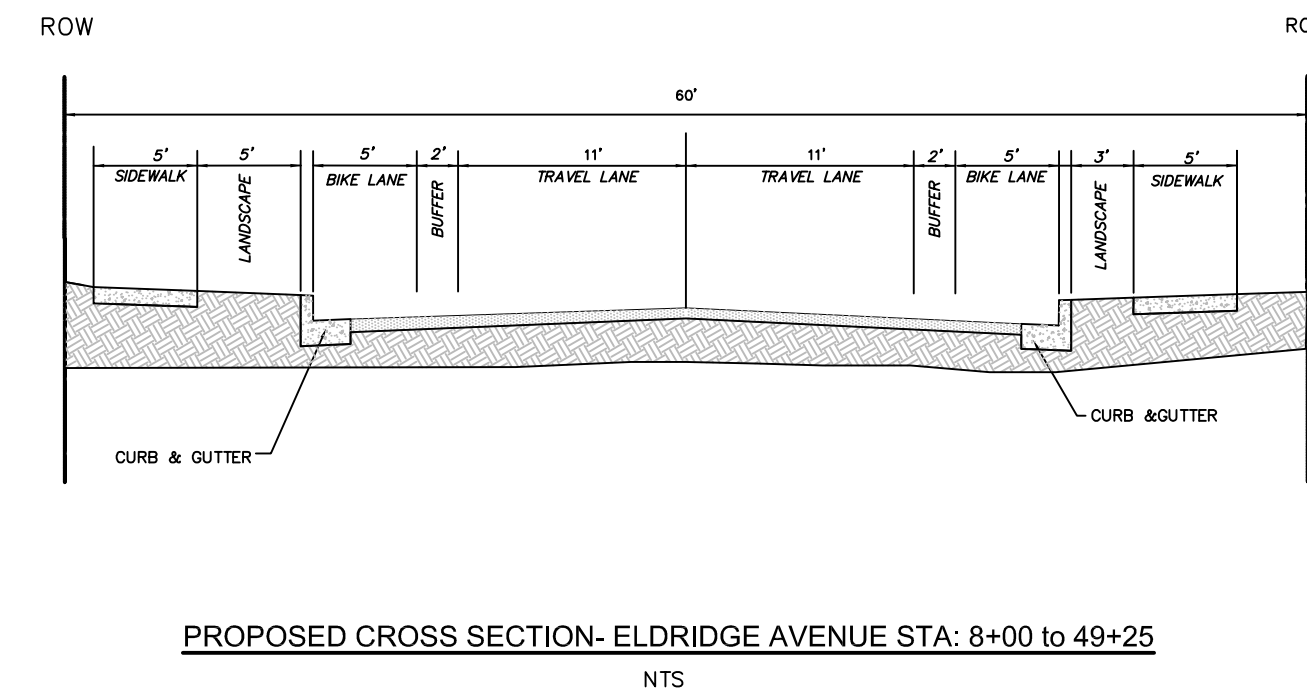
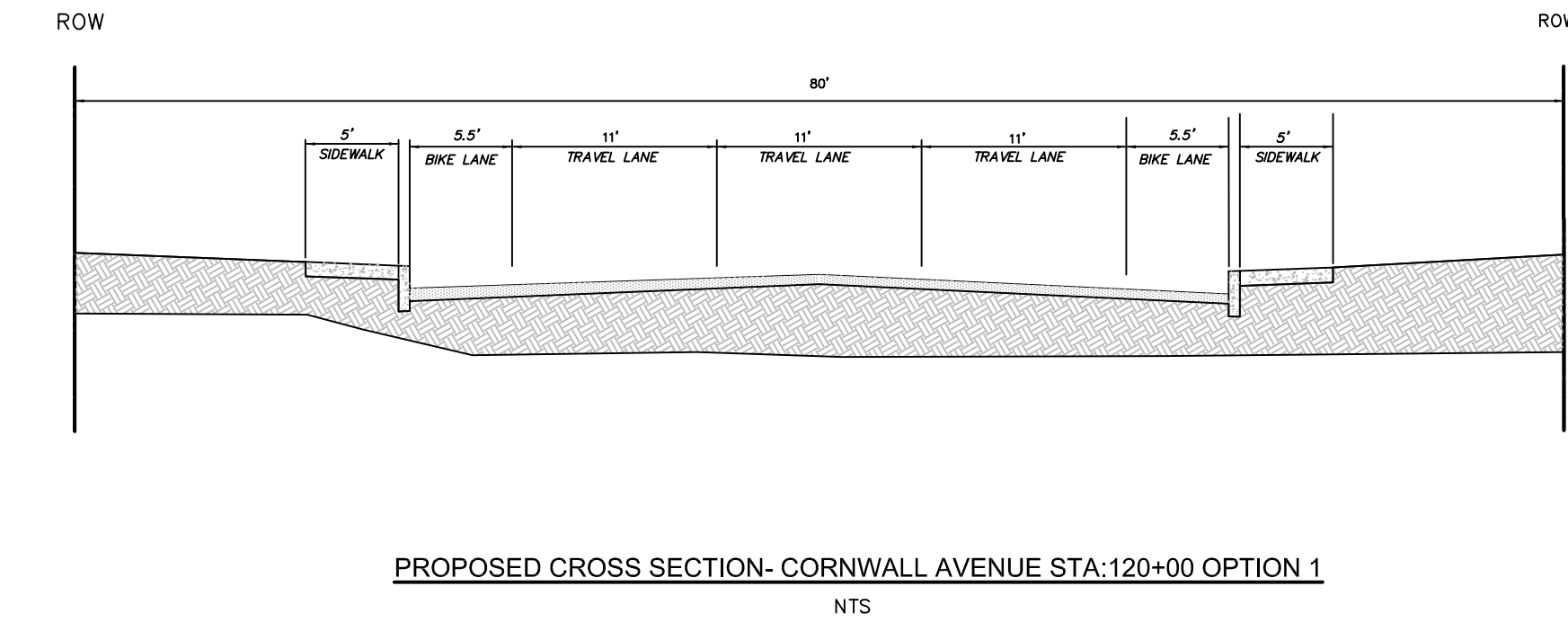
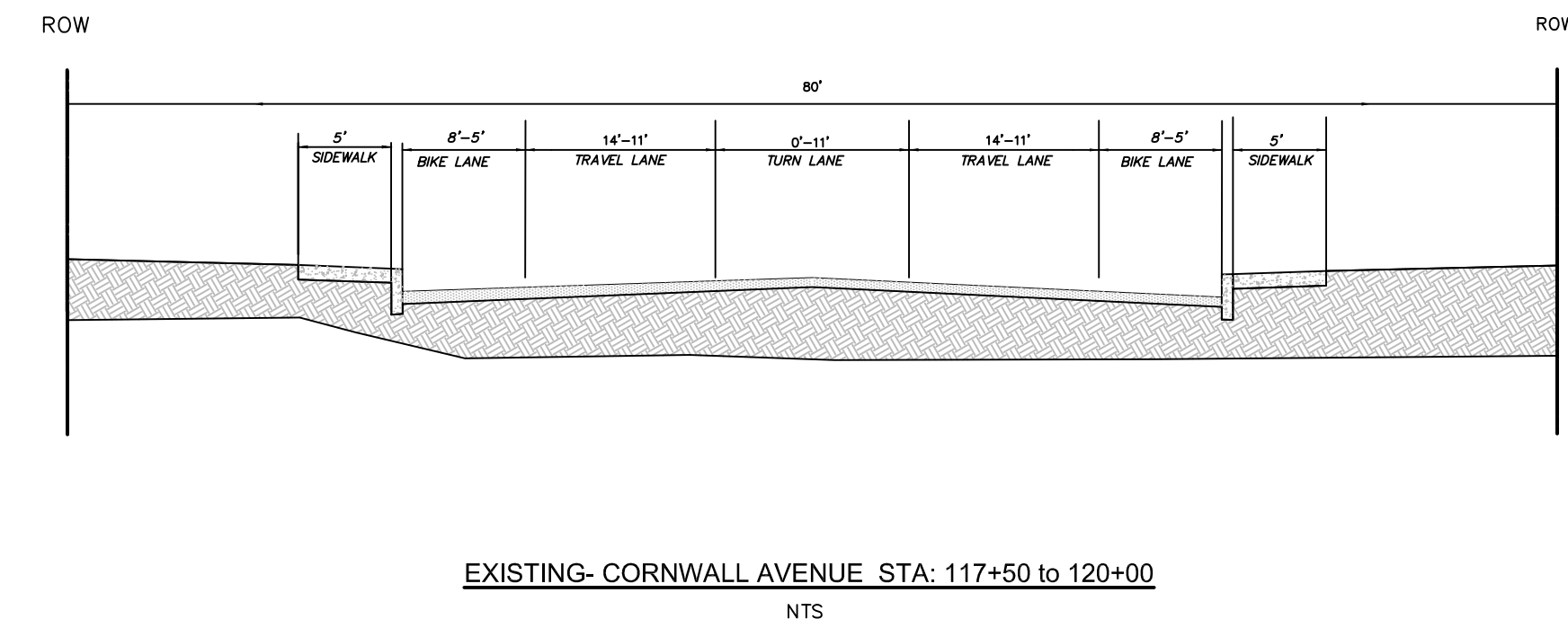
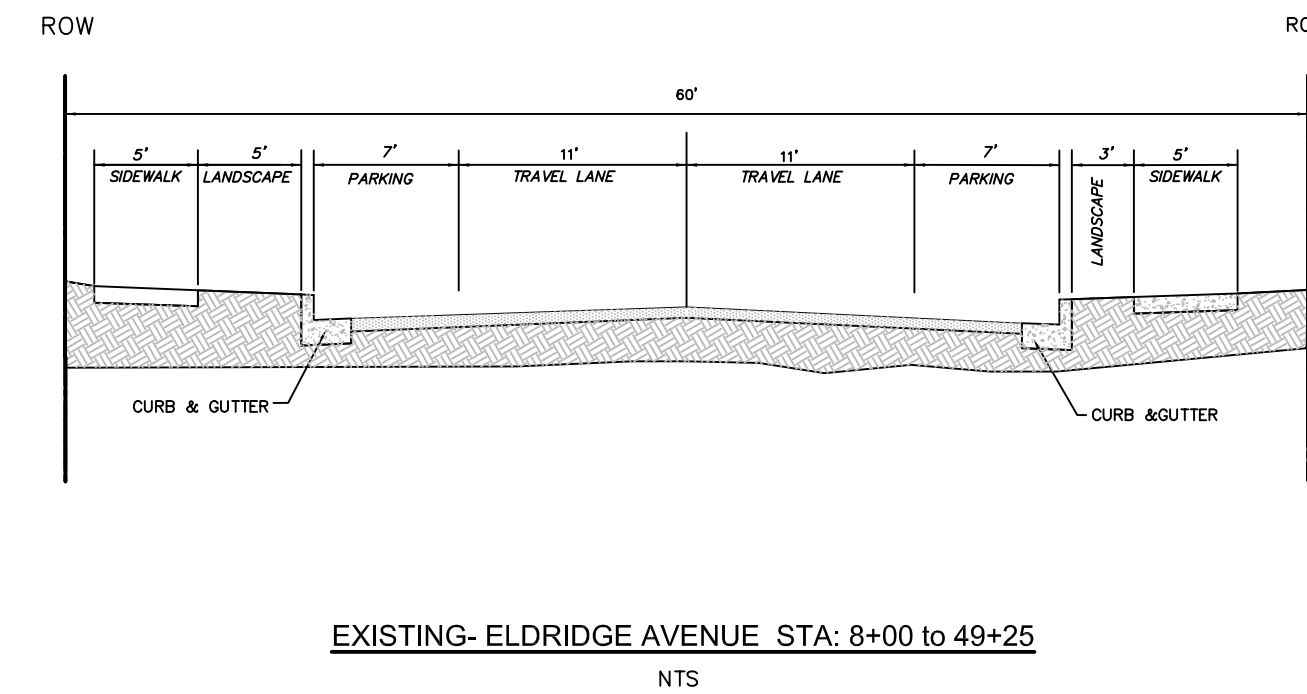
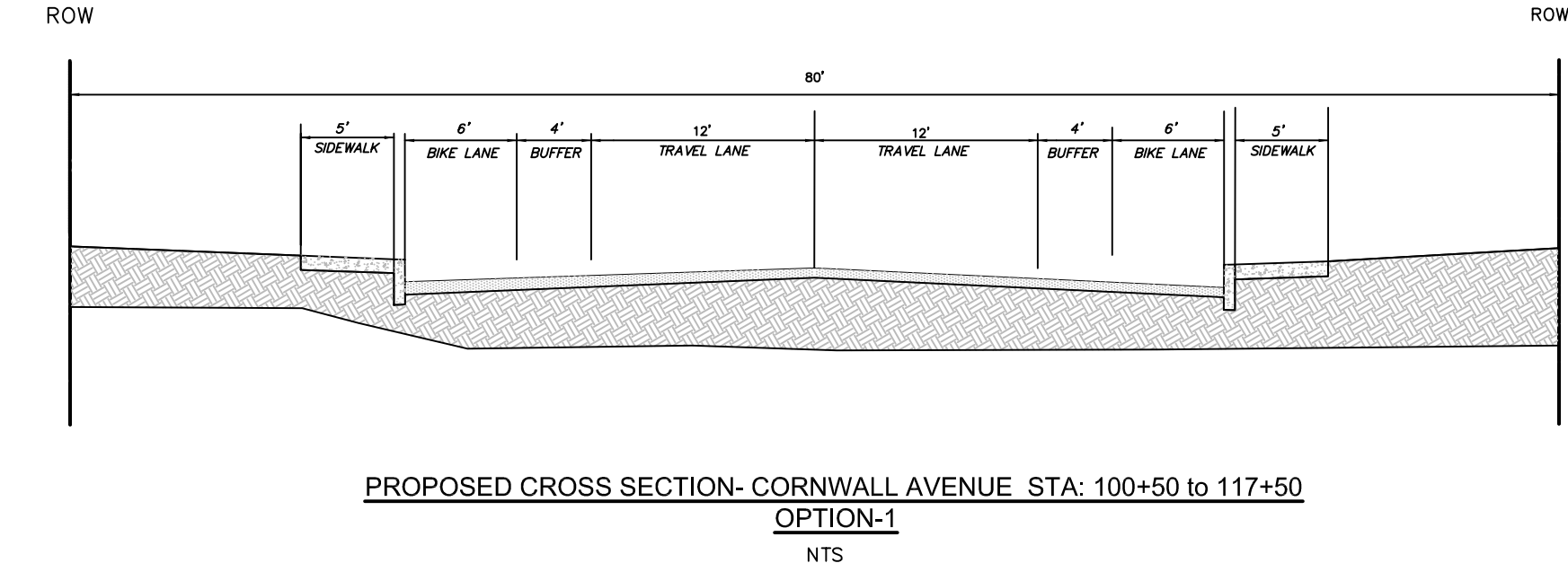
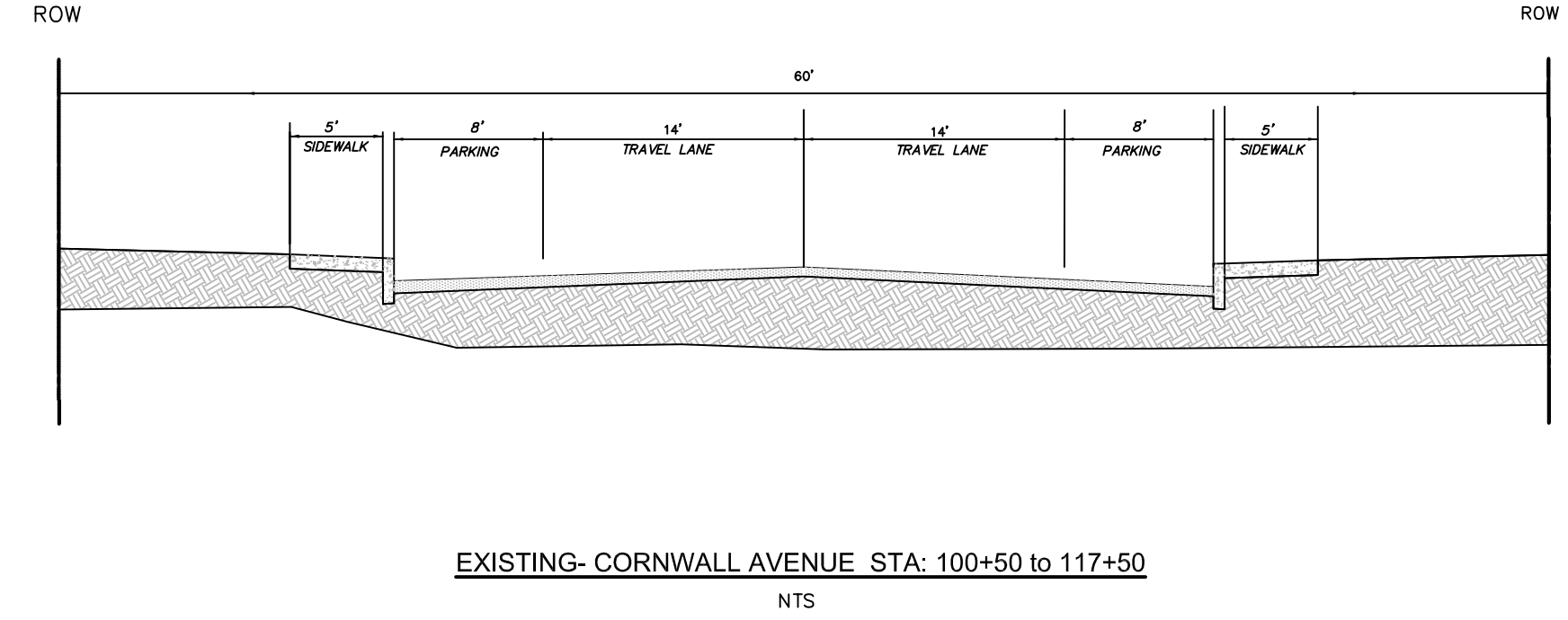
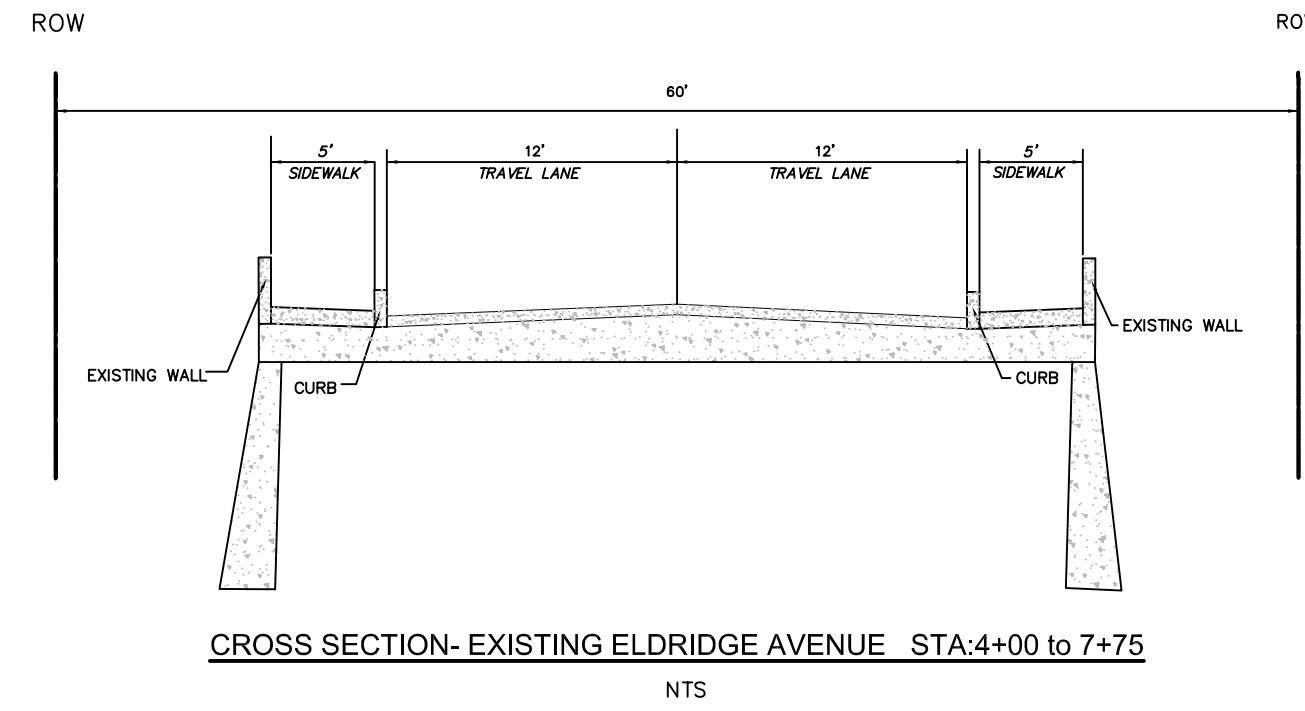
DATUM

Job. No. ES-0563
 Date 02/2023
 Field Bk. FB

WESTSIDE NON MOTORIZED IMPROVEMENTS
GENERAL NOTES AND LEGEND

SHEET 2 OF xx

CONTACT PERSON: _____, PROJECT ENGINEER AT 778-7900



4			
3			
2			
1			
Date	No	Revision	By

30% DESIGN

PROJECT ENGINEER JJB
 DESIGNED/DRAWN ELH
 INSPECTOR ?

DIRECTOR OF PUBLIC WORKS E.C.J.
 CITY ENGINEER C.M.A.S.
 OPERATIONS ENGINEER M.A.O.

CITY OF BELLINGHAM, WASHINGTON
PUBLIC WORKS DEPARTMENT
 ENGINEERING DIVISION

SCALE
 Horiz. 1"=20'
 Vert. 1"=NA

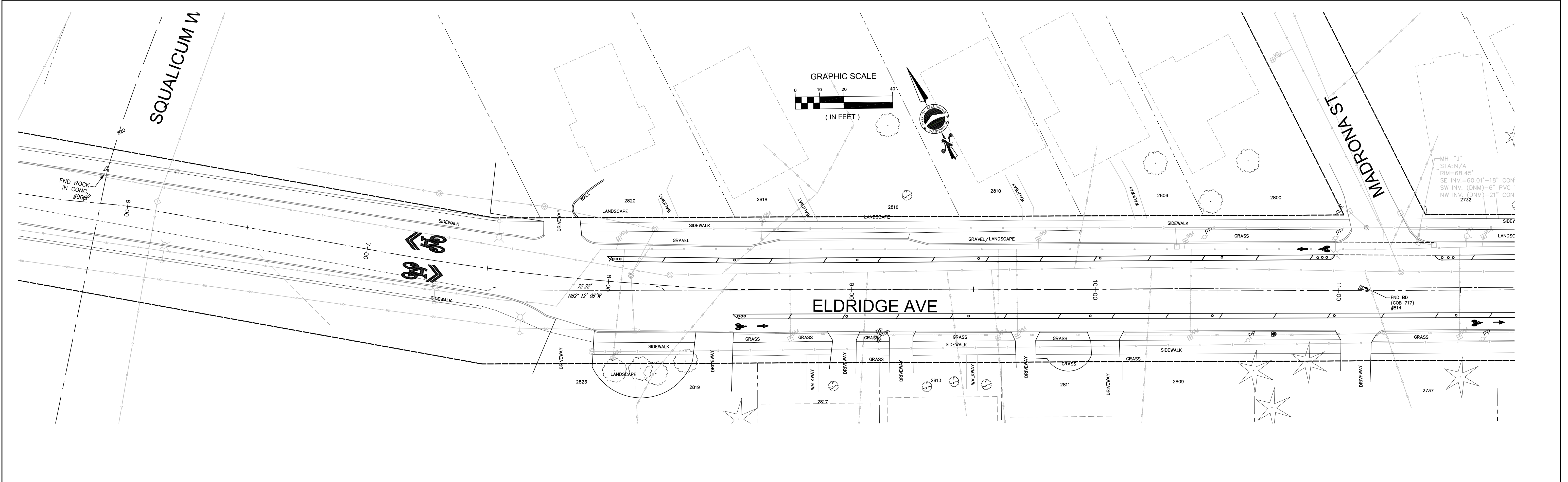
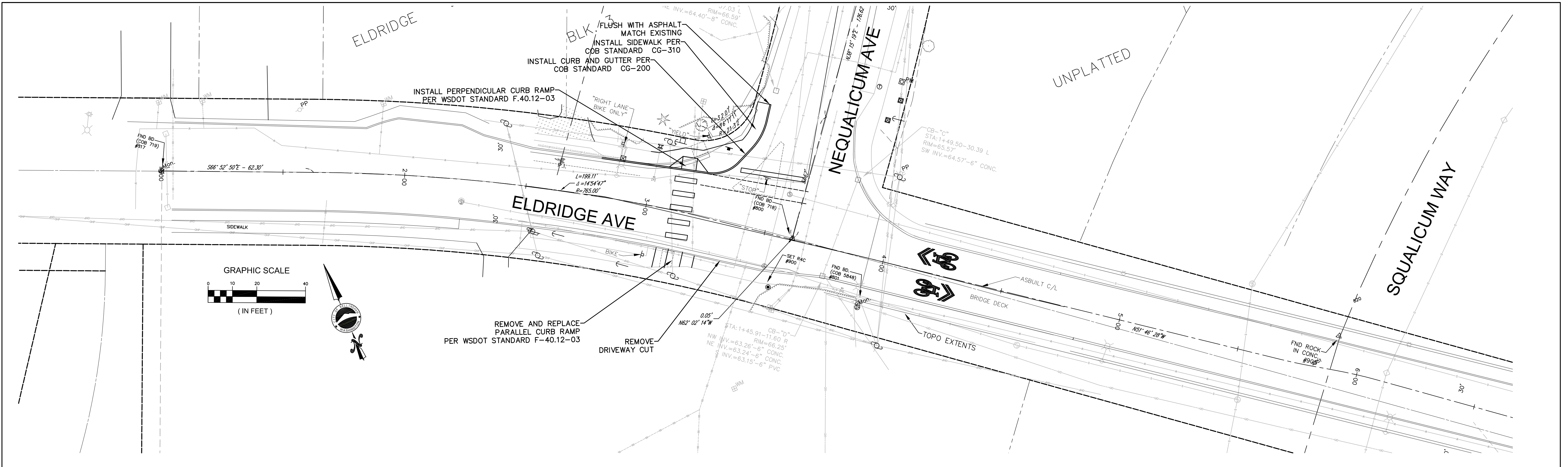
DATUM

Job. No. ES-0563
 Date 02/2023
 Field Bk. FB

WESTSIDE NON MOTORIZED IMPROVEMENTS
TYPICAL SECTIONS EXISTING AND PROPOSED

SHEET 17 OF xx

CONTACT PERSON: _____, PROJECT ENGINEER AT 778-7900



4			
3			
2			
1			
Date	No	Revision	By

30% DESIGN

PROJECT ENGINEER JJB
 DESIGNED/DRAWN ELH
 INSPECTOR ?

DIRECTOR OF PUBLIC WORKS E.C.J.
 CITY ENGINEER C.M.A.S.
 OPERATIONS ENGINEER M.A.O.

CITY OF BELLINGHAM, WASHINGTON
PUBLIC WORKS DEPARTMENT
 ENGINEERING DIVISION

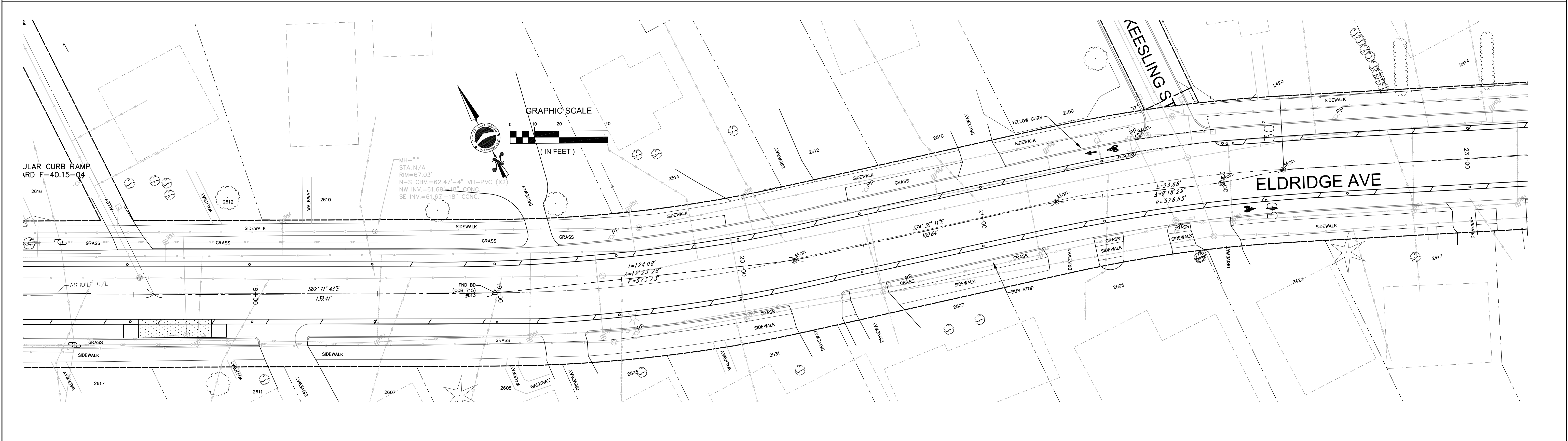
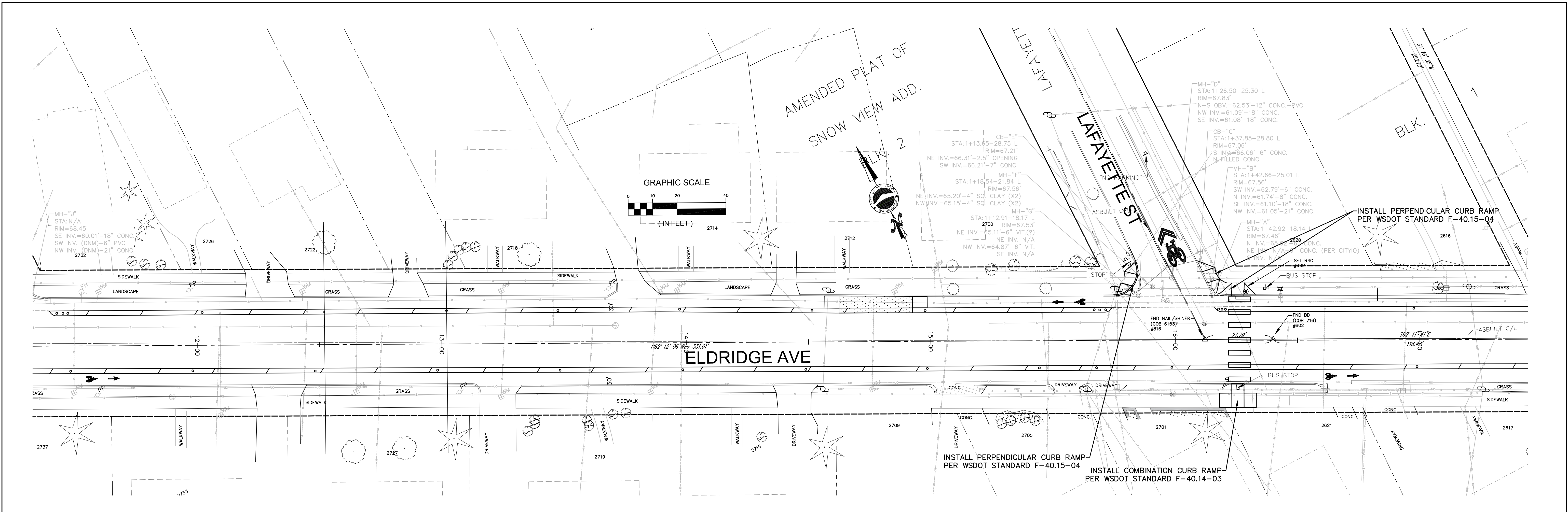
SCALE
 Horiz. 1"=20'
 Vert. 1"=NA

DATUM

Job. No. ES-0563
 Date 02/2023
 Field Bk. FB

WESTSIDE NON MOTORIZED IMPROVEMENTS
PAVING & STORM ELDRIDGE AVE. STA: 1+00 TO 11+50

SHEET 18 OF xx



30% DESIGN

Date	No	Revision	By
------	----	----------	----

PROJECT ENGINEER JJB
 DESIGNED/DRAWN ELH
 INSPECTOR ?

DIRECTOR OF PUBLIC WORKS E.C.J.
 CITY ENGINEER C.M.A.S.
 OPERATIONS ENGINEER M.A.O.

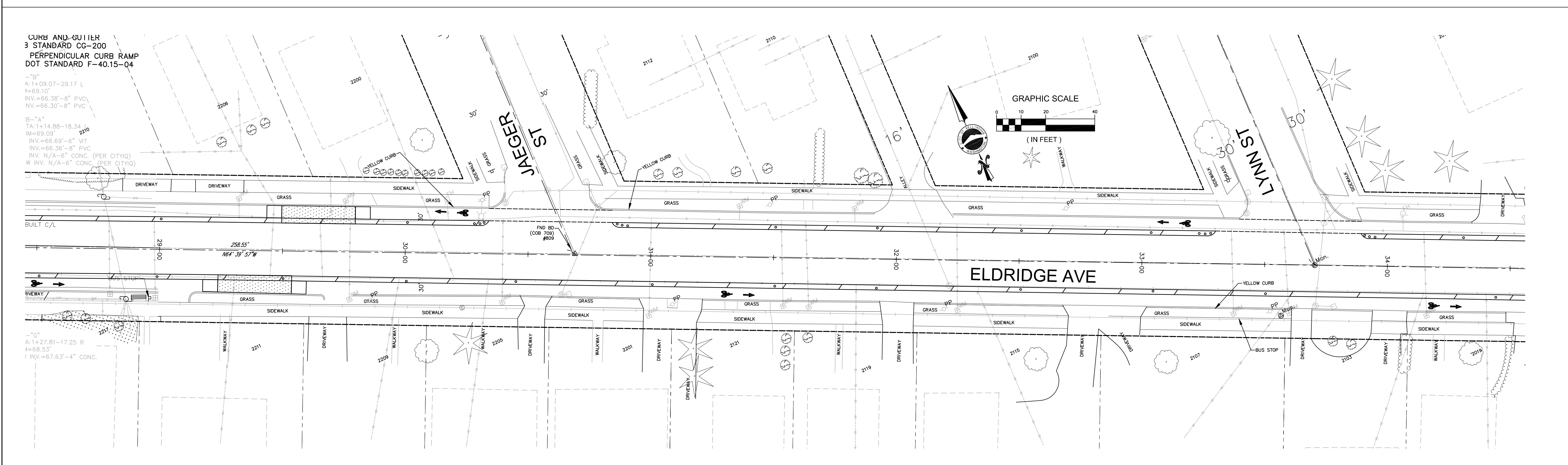
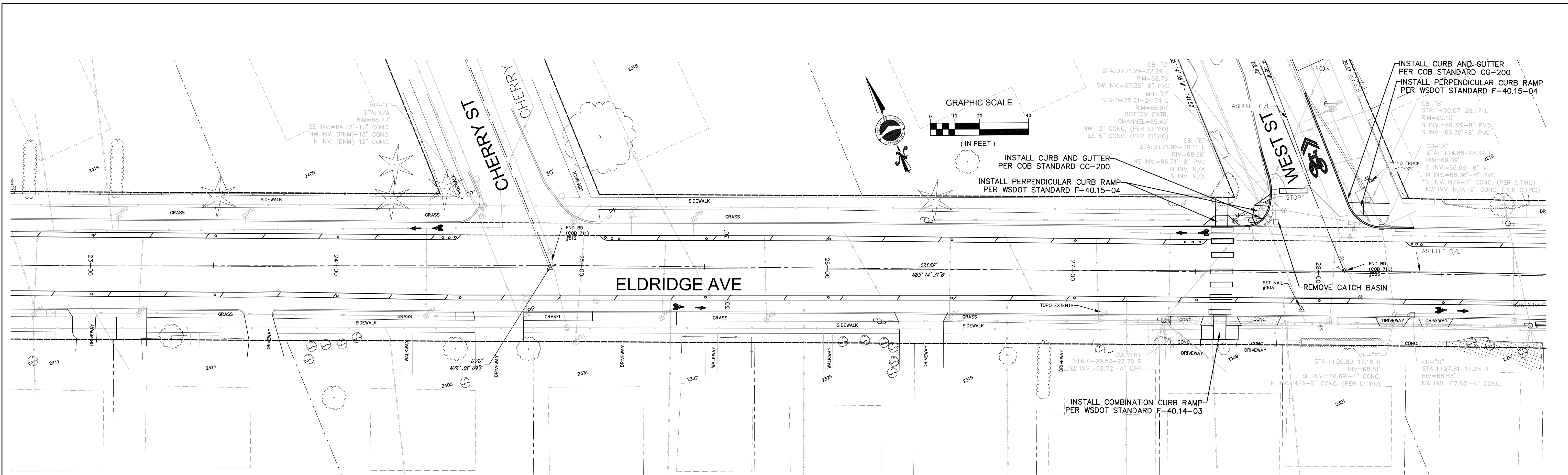
CITY OF BELLINGHAM, WASHINGTON
PUBLIC WORKS DEPARTMENT
 ENGINEERING DIVISION

SCALE
 Horiz. 1"=20'
 Vert. 1"=NA

DATUM
 Job. No. ES-0563
 Date 02/2023
 Field Bk. FB

WESTSIDE NON MOTORIZED IMPROVEMENTS
PAVING & STORM ELDRIDGE AVE. STA: 11+50 TO 23+00

SHEET 19 OF xx



30% DESIGN

Date	No	Revision	By

PROJECT ENGINEER JJB
 DESIGNED/DRAWN ELH
 INSPECTOR ?

DIRECTOR OF PUBLIC WORKS E.C.J.
 CITY ENGINEER C.M.A.S.
 OPERATIONS ENGINEER M.A.O.

CITY OF BELLINGHAM, WASHINGTON
 PUBLIC WORKS DEPARTMENT
 ENGINEERING DIVISION

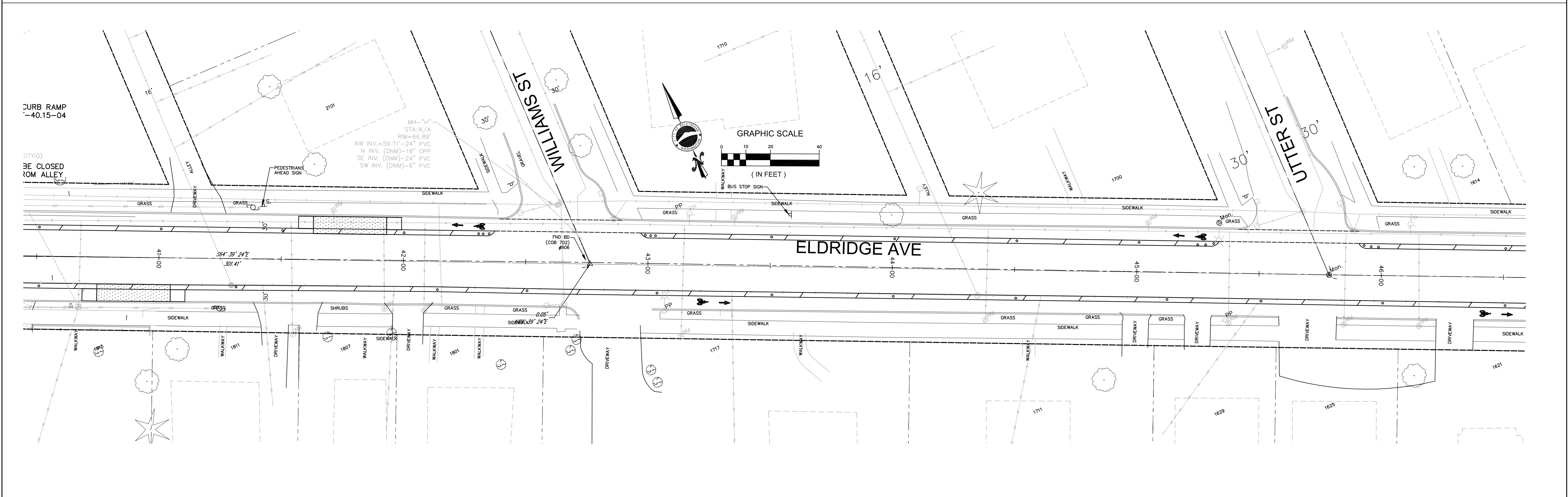
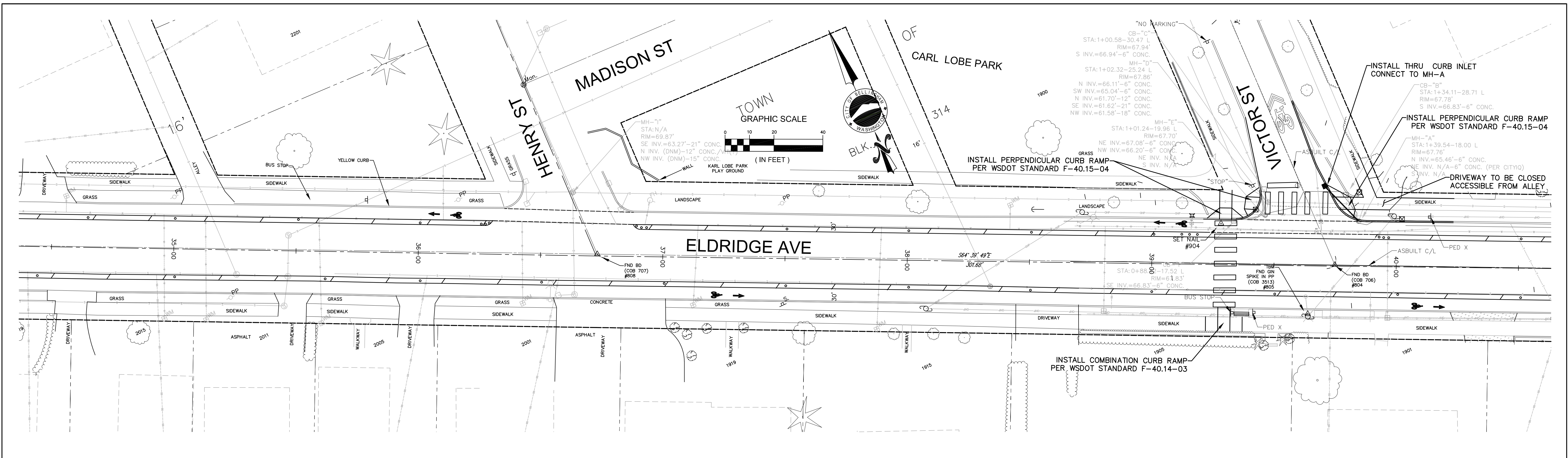
SCALE
 Horiz. 1"=20'
 Vert. 1"=NA

DATUM

Job. No. ES-0563
 Date 02/2023
 Field Bk. FB

WESTSIDE NON MOTORIZED IMPROVEMENTS
 PAVING & STORM ELDRIDGE AVE. STA: 23+00 TO 34+50

SHEET 20 OF xx



4			
3			
2			
1			
Date	No	Revision	By

30% DESIGN

PROJECT ENGINEER JJB
 DESIGNED/DRAWN ELH
 INSPECTOR ?

DIRECTOR OF PUBLIC WORKS E.C.J.
 CITY ENGINEER C.M.A.S.
 OPERATIONS ENGINEER M.A.O.

CITY OF BELLINGHAM, WASHINGTON
 PUBLIC WORKS DEPARTMENT
 ENGINEERING DIVISION

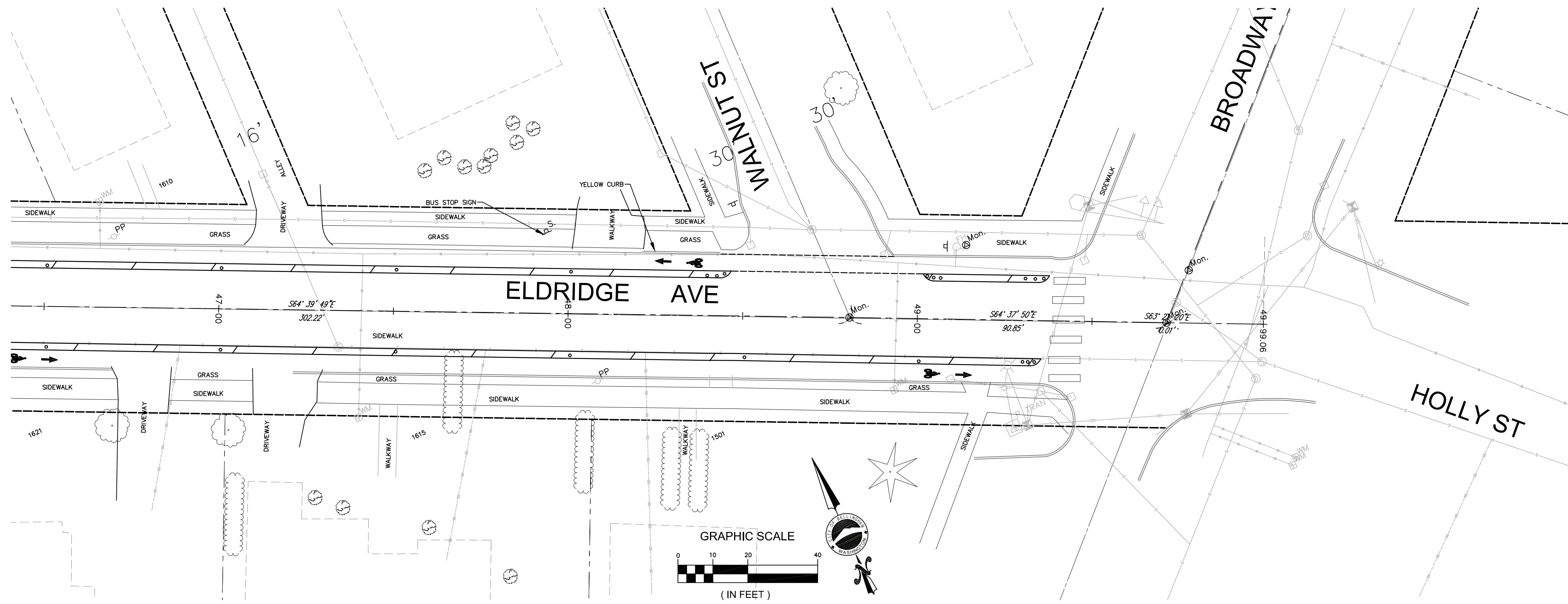
SCALE
 Horiz. 1"=20'
 Vert. 1"=NA

DATUM

Job. No. ES-0563
 Date 02/2023
 Field Bk. FB

WESTSIDE NON MOTORIZED IMPROVEMENTS
 PAVING & STORM ELDRIDGE AVE. STA: 34+50 TO 46+50

SHEET 21 OF 4x



4			
3			
2			
1			
Date	No	Revision	By

30% DESIGN

PROJECT ENGINEER JJB
 DESIGNED/DRAWN ELH
 INSPECTOR ?

DIRECTOR OF PUBLIC WORKS E.C.J.
 CITY ENGINEER C.M.A.S.
 OPERATIONS ENGINEER M.A.O.

CITY OF BELLINGHAM, WASHINGTON
PUBLIC WORKS DEPARTMENT
 ENGINEERING DIVISION

SCALE
 Horiz. 1"=20'
 Vert. 1"=NA

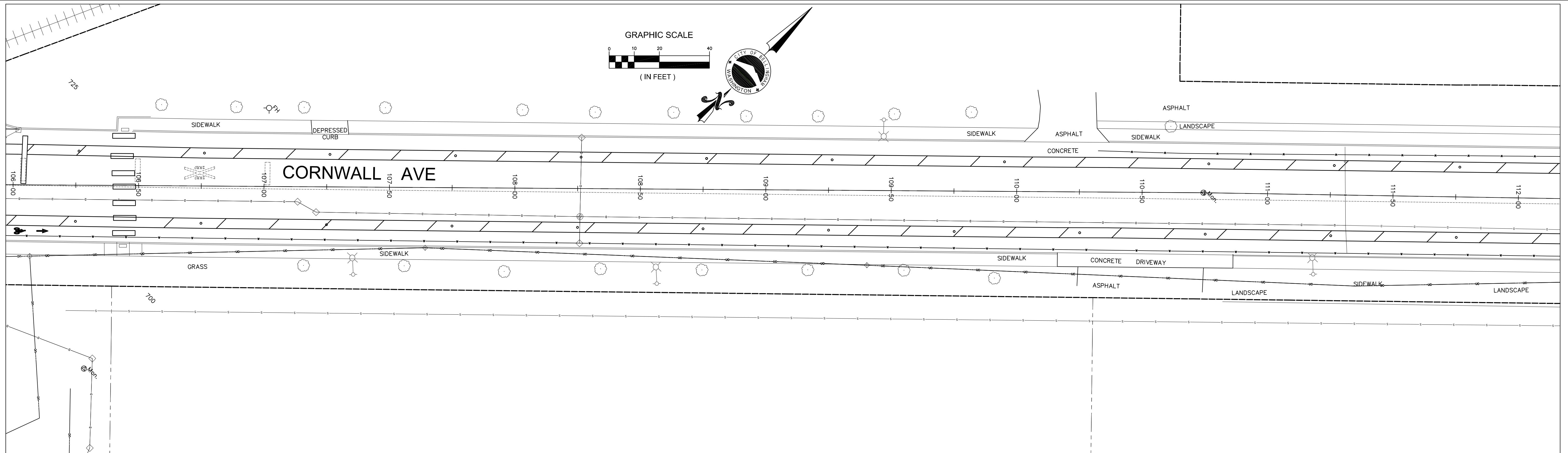
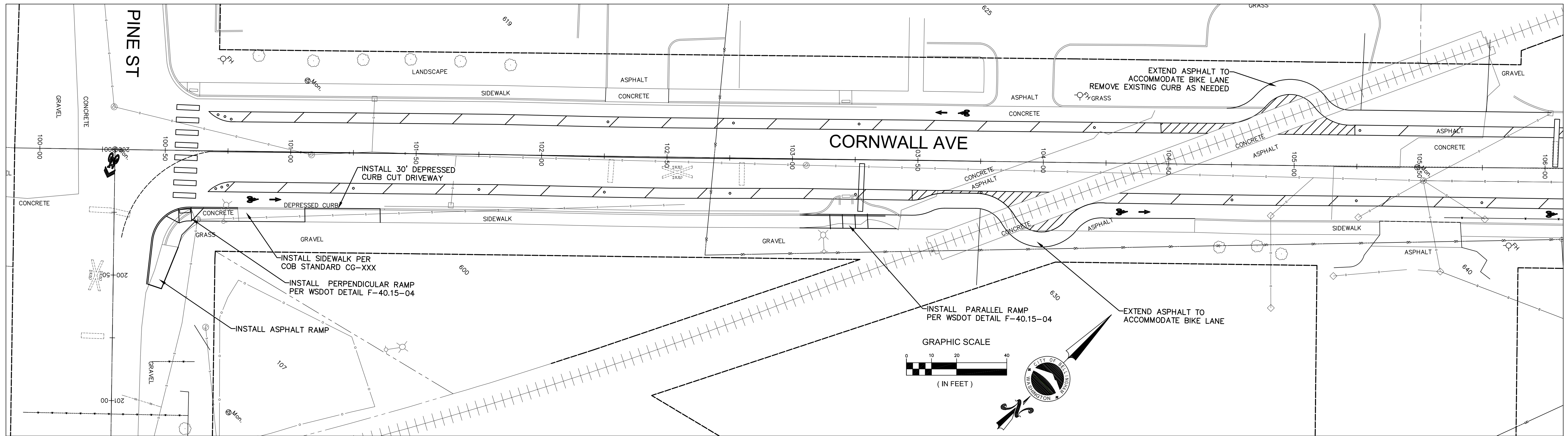
DATUM

Job. No. ES-0563
 Date 02/2023
 Field Bk. FB

WESTSIDE NON MOTORIZED IMPROVEMENTS
PAVING & STORM ELDRIDGE AVE. STA: 46+50 to 50+00

SHEET 22 OF xx

CONTACT PERSON: _____, PROJECT ENGINEER AT 778-7900



OPTION 1

4			
3			
2			
1			
Date	No	Revision	By

30% DESIGN

PROJECT ENGINEER JJB
 DESIGNED/DRAWN ELH
 INSPECTOR ?

DIRECTOR OF PUBLIC WORKS E.C.J.
 CITY ENGINEER C.A.M.S.
 OPERATIONS ENGINEER M.A.O.

CITY OF BELLINGHAM, WASHINGTON
 PUBLIC WORKS DEPARTMENT
 ENGINEERING DIVISION

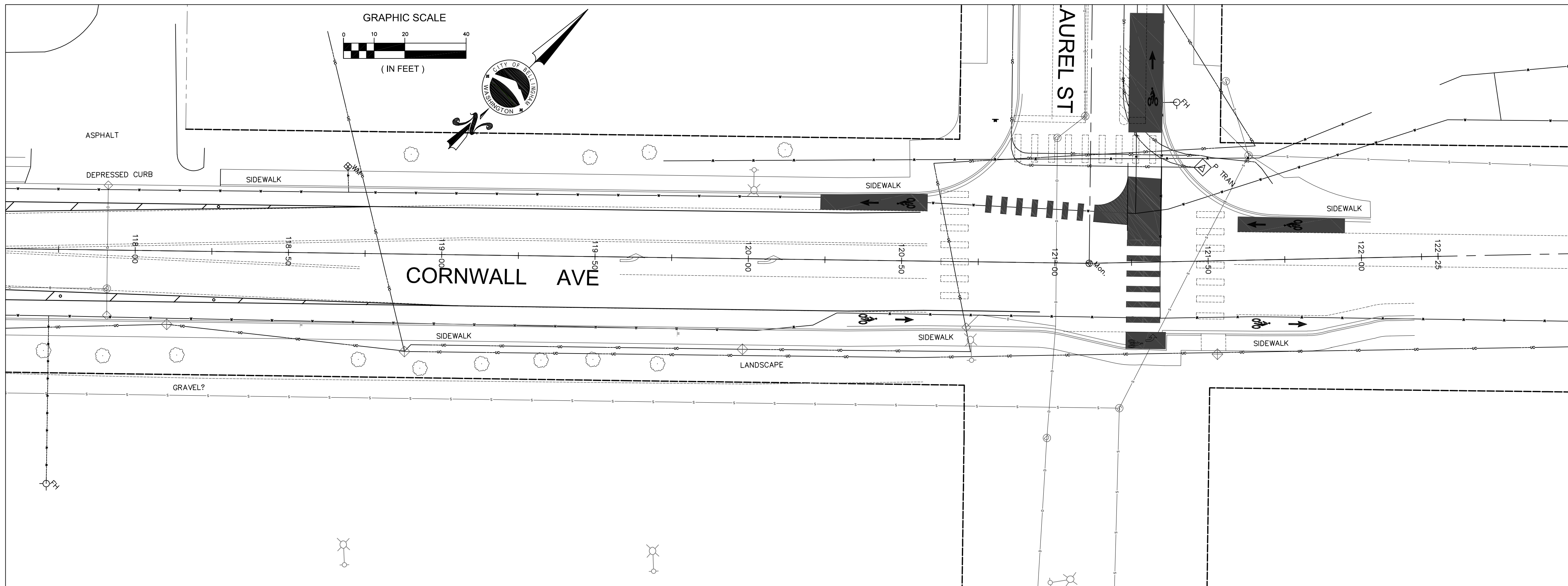
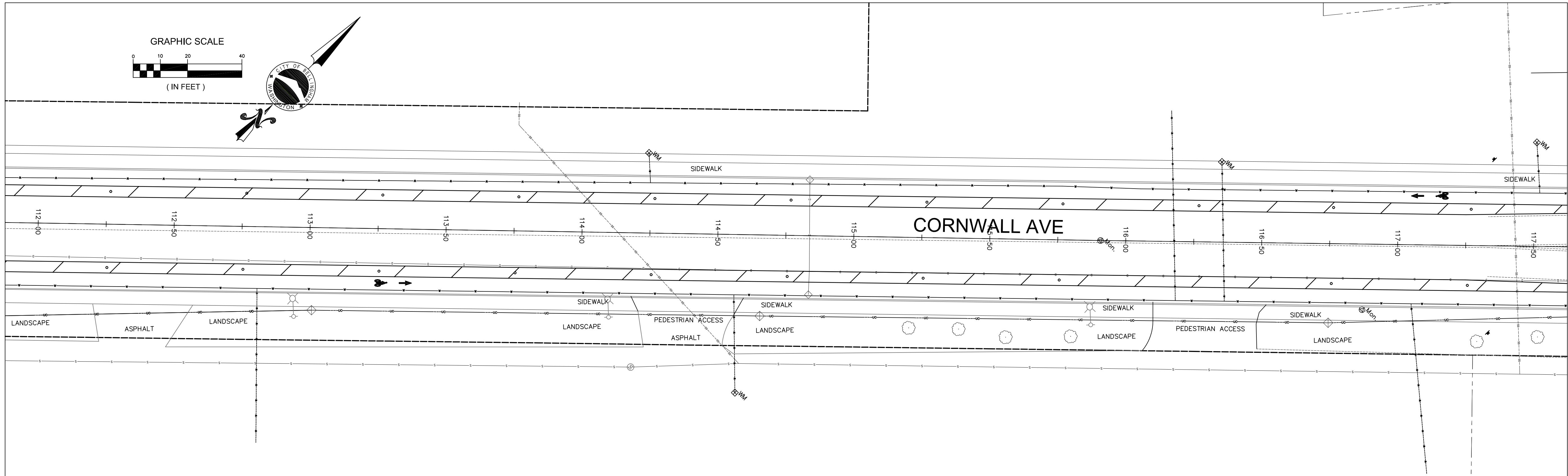
SCALE
 Horiz. 1"=20'
 Vert. 1"=NA

DATUM

Job. No. ES-0563
 Date 02/2023
 Field Bk. FB

WESTSIDE NON MOTORIZED IMPROVEMENTS
 CORNWALL AVE. STA: 100+00 to 112+00

SHEET 23 OF xx



OPTION 1

4			
3			
2			
1			
Date	No	Revision	By

30% DESIGN

PROJECT ENGINEER	JJB
DESIGNED/DRAWN	ELH
INSPECTOR	?

DIRECTOR OF PUBLIC WORKS	E.C.J.
CITY ENGINEER	C.A.M.S.
OPERATIONS ENGINEER	M.A.O.

CITY OF BELLINGHAM, WASHINGTON
PUBLIC WORKS DEPARTMENT
ENGINEERING DIVISION

SCALE	
Horiz.	1"=20'
Vert.	1"=NA

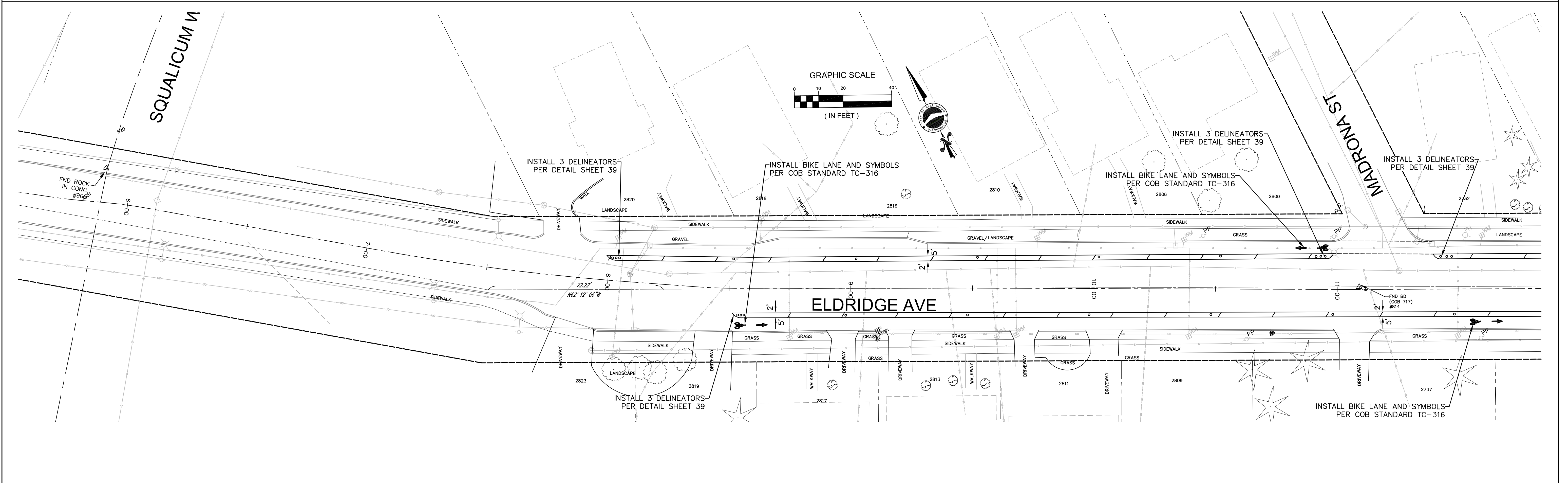
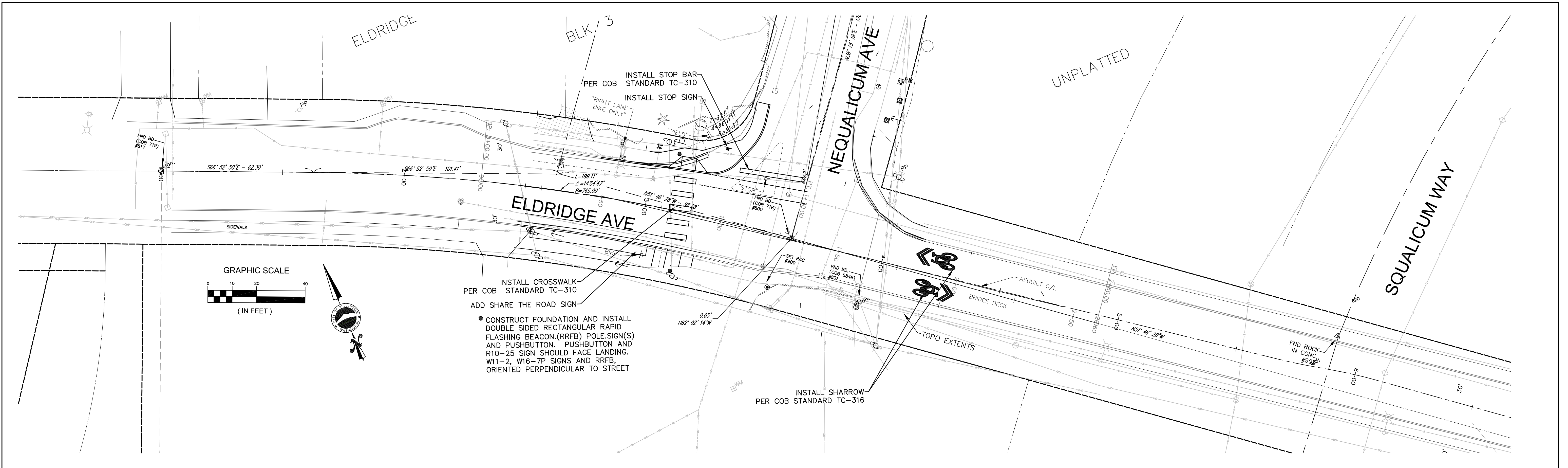
DATUM

Job. No.	ES-0563
Date	02/2023
Field Bk.	FB

WESTSIDE NON MOTORIZED IMPROVEMENTS
CORNWALL AVE. STA: 112+00 to 122+25

SHEET	24	OF	xx
-------	----	----	----

CONTACT PERSON: _____, PROJECT ENGINEER AT 778-7900



4			
3			
2			
1			
Date	No	Revision	By

30% DESIGN

PROJECT ENGINEER	JJB
DESIGNED/DRAWN	ELH
INSPECTOR	?

DIRECTOR OF PUBLIC WORKS	E.C.J.
CITY ENGINEER	C.M.A.S.
OPERATIONS ENGINEER	M.A.O.

CITY OF BELLINGHAM, WASHINGTON
PUBLIC WORKS DEPARTMENT
ENGINEERING DIVISION

SCALE	
Horiz.	1"=20'
Vert.	1"=NA

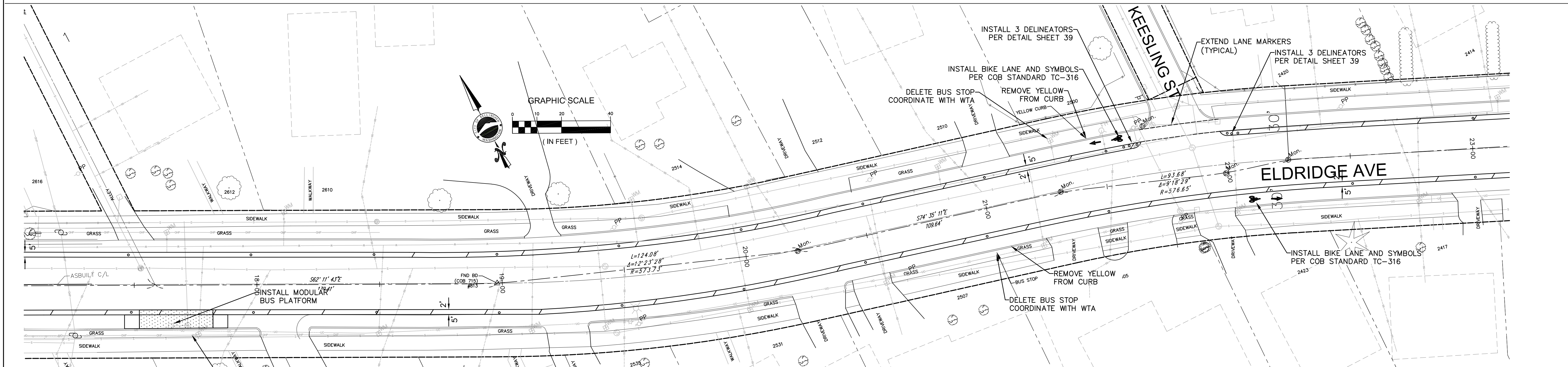
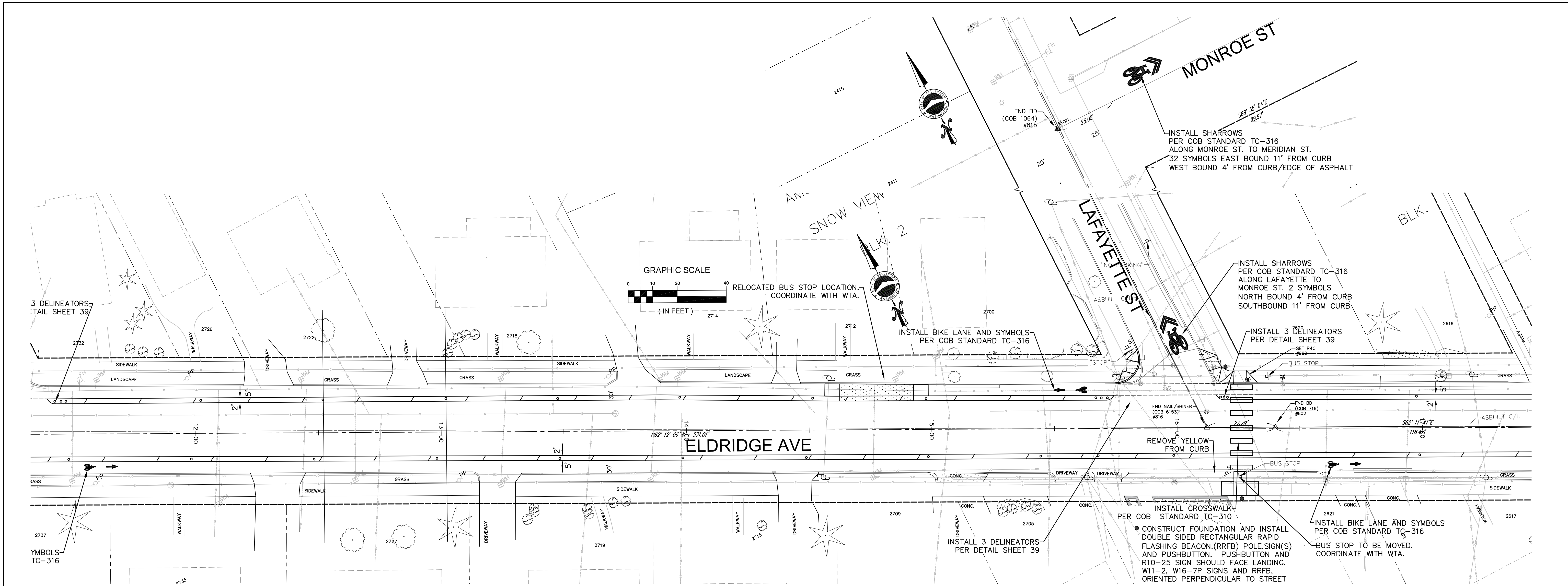
DATUM

Job. No.	ES-0563
Date	02/2023
Field Bk.	FB

WESTSIDE NON MOTORIZED IMPROVEMENTS
CHANNELIZATION ELDRIDGE AVE. STA: 1+00 TO 11+50

SHEET	25	OF	
			xx

CONTACT PERSON: _____ PROJECT ENGINEER AT 778-7900



4			
3			
2			
1			
Date	No	Revision	By

30% DESIGN

PROJECT ENGINEER JJB
 DESIGNED/DRAWN ELH
 INSPECTOR ?

DIRECTOR OF PUBLIC WORKS E.C.J.
 CITY ENGINEER C.M.A.S.
 OPERATIONS ENGINEER M.A.O.

CITY OF BELLINGHAM, WASHINGTON
 PUBLIC WORKS DEPARTMENT
 ENGINEERING DIVISION

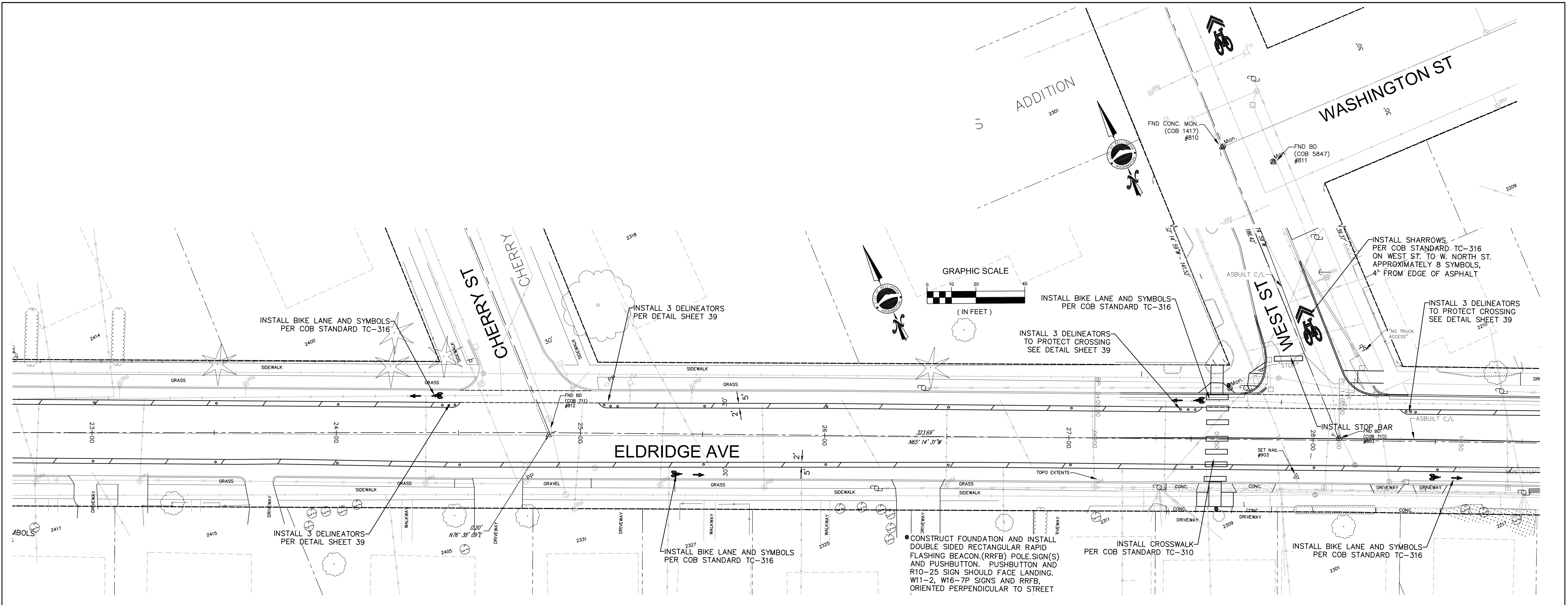
SCALE
 Horiz. 1"=20'
 Vert. 1"=NA

DATUM
 Job. No. ES-0563
 Date 02/2023
 Field Bk. FB

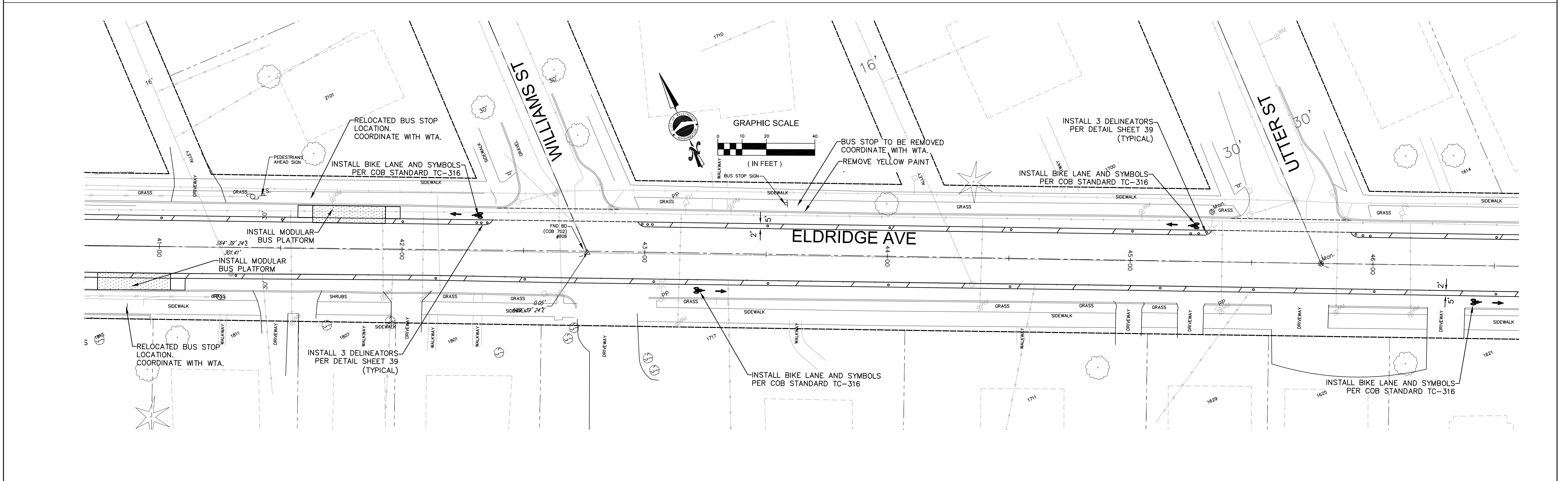
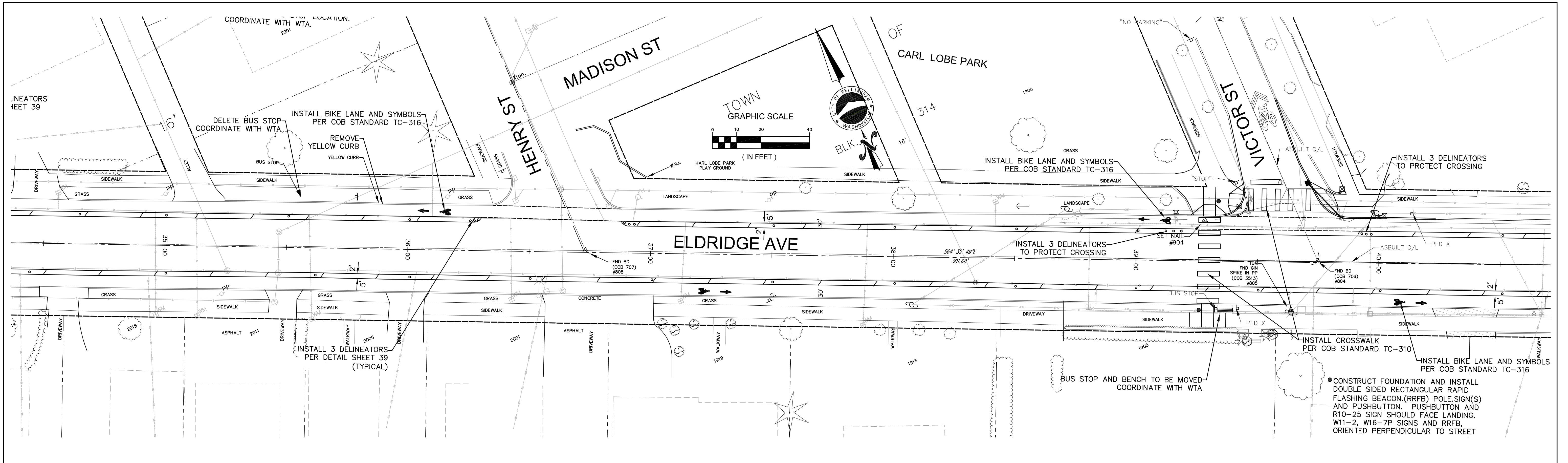
WESTSIDE NON MOTORIZED IMPROVEMENTS
 CHANNELIZATION ELDRIDGE AVE. STA: 11+50 TO 23+00

SHEET 26 OF xx

CONTACT PERSON: PROJECT ENGINEER AT 778-7900



CONTACT PERSON: _____ PROJECT ENGINEER AT 778-7900



4			
3			
2			
1			
Date	No	Revision	By

30% DESIGN

PROJECT ENGINEER JJB
 DESIGNED/DRAWN ELH
 INSPECTOR ?

DIRECTOR OF PUBLIC WORKS E.C.J.
 CITY ENGINEER C.M.A.S.
 OPERATIONS ENGINEER M.A.O.

CITY OF BELLINGHAM, WASHINGTON
PUBLIC WORKS DEPARTMENT
 ENGINEERING DIVISION

SCALE
 Horiz. 1"=20'
 Vert. 1"=NA

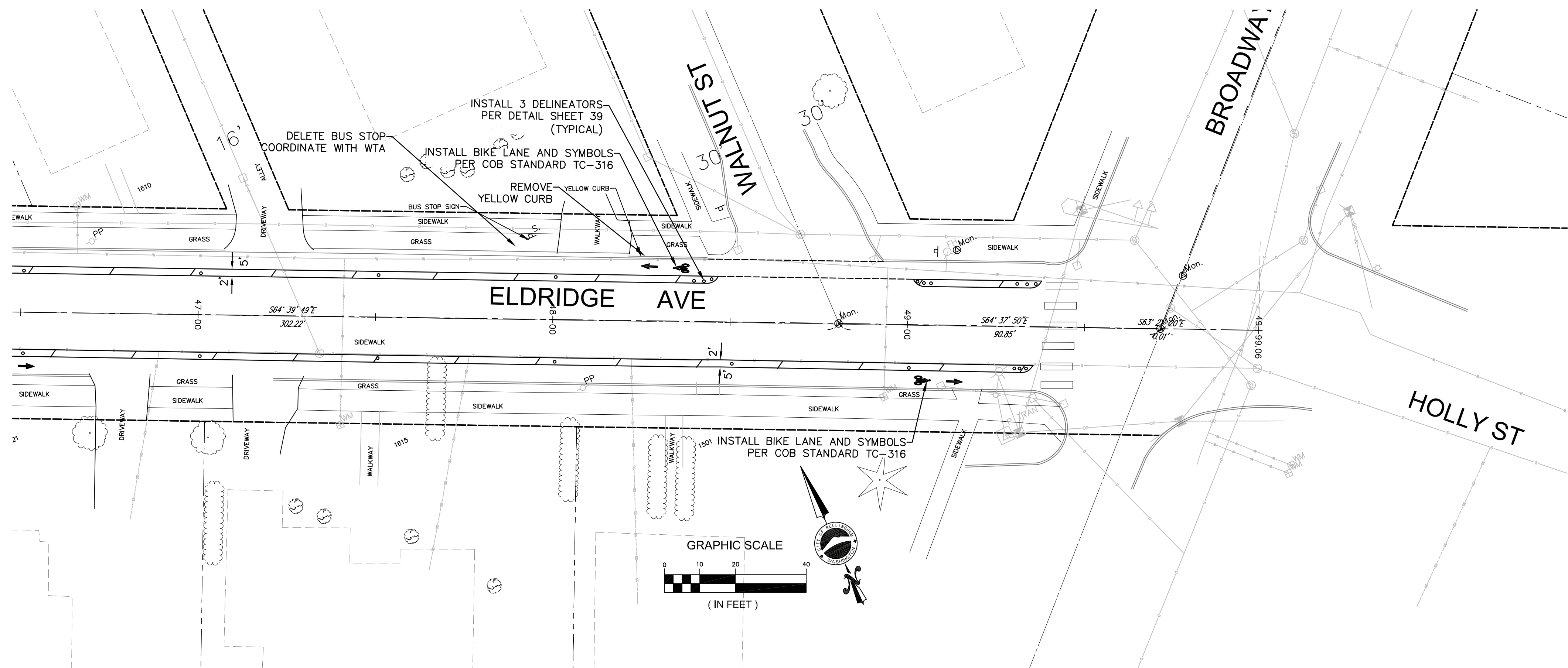
DATUM

Job. No. ES-0563
 Date 02/2023
 Field Bk. FB

WESTSIDE NON MOTORIZED IMPROVEMENTS
CHANNELIZATION ELDRIDGE AVE. STA: 34+50 TO 46+50

SHEET 28 OF 4x

CONTACT PERSON: _____ PROJECT ENGINEER AT 778-7900



4			
3			
2			
1			
Date	No	Revision	By

30% DESIGN

PROJECT ENGINEER JJB
 DESIGNED/DRAWN ELH
 INSPECTOR ?

DIRECTOR OF PUBLIC WORKS E.C.J.
 CITY ENGINEER C.M.A.S.
 OPERATIONS ENGINEER M.A.O.

CITY OF BELLINGHAM, WASHINGTON
PUBLIC WORKS DEPARTMENT
 ENGINEERING DIVISION

SCALE
 Horiz. 1"=20'
 Vert. 1"=NA

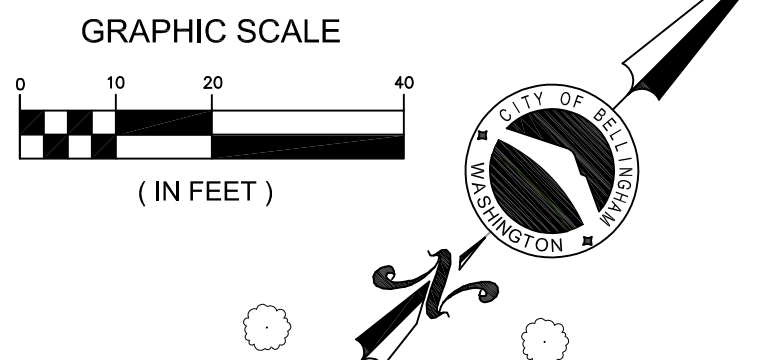
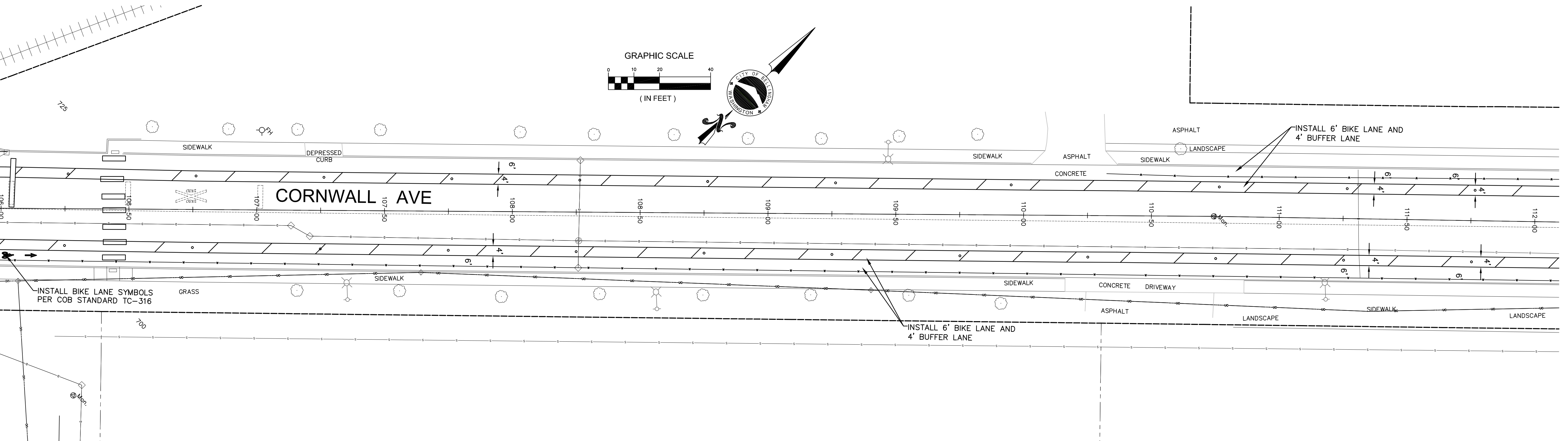
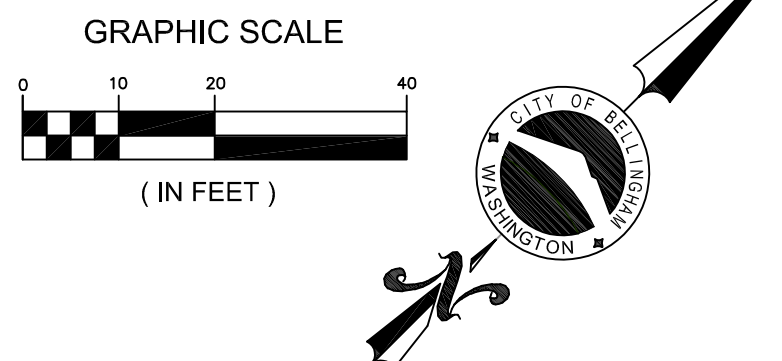
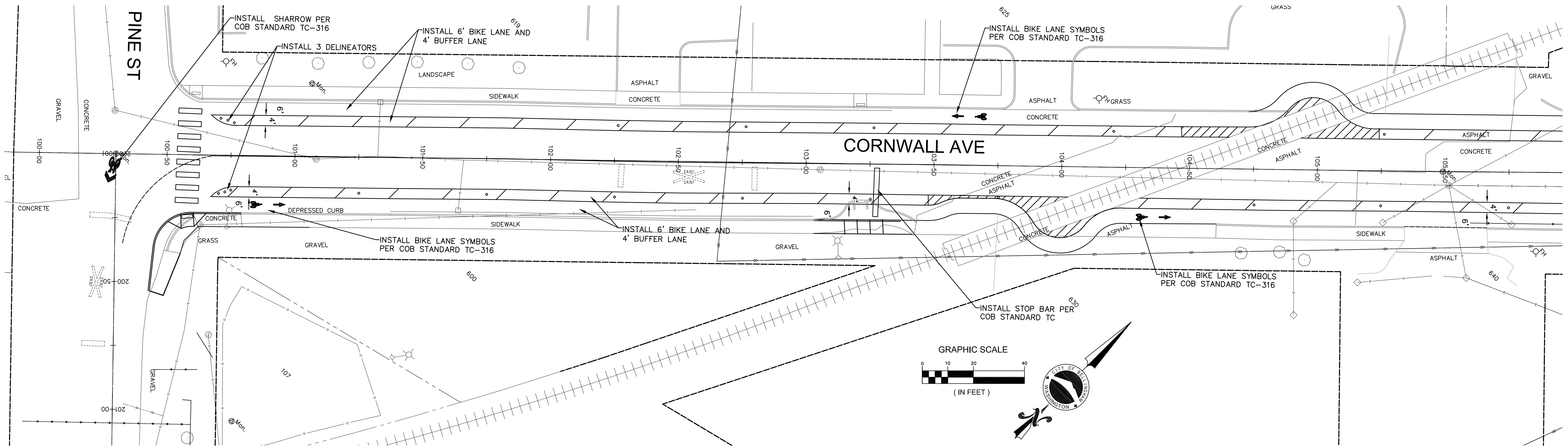
DATUM

Job. No. ES-0563
 Date 02/2023
 Field Bk. FB

WESTSIDE NON MOTORIZED IMPROVEMENTS
CHANNELIZATION ELDRIDGE AVE. STA: 46+50 to 50+00

SHEET 29 OF xx

CONTACT PERSON: _____, PROJECT ENGINEER AT 778-7900



OPTION 1

30% DESIGN

4			
3			
2			
1			
Date	No	Revision	By

PROJECT ENGINEER JJB
 DESIGNED/DRAWN ELH
 INSPECTOR ?

DIRECTOR OF PUBLIC WORKS E.C.J.
 CITY ENGINEER C.A.M.S.
 OPERATIONS ENGINEER M.A.O.

CITY OF BELLINGHAM, WASHINGTON
PUBLIC WORKS DEPARTMENT
 ENGINEERING DIVISION

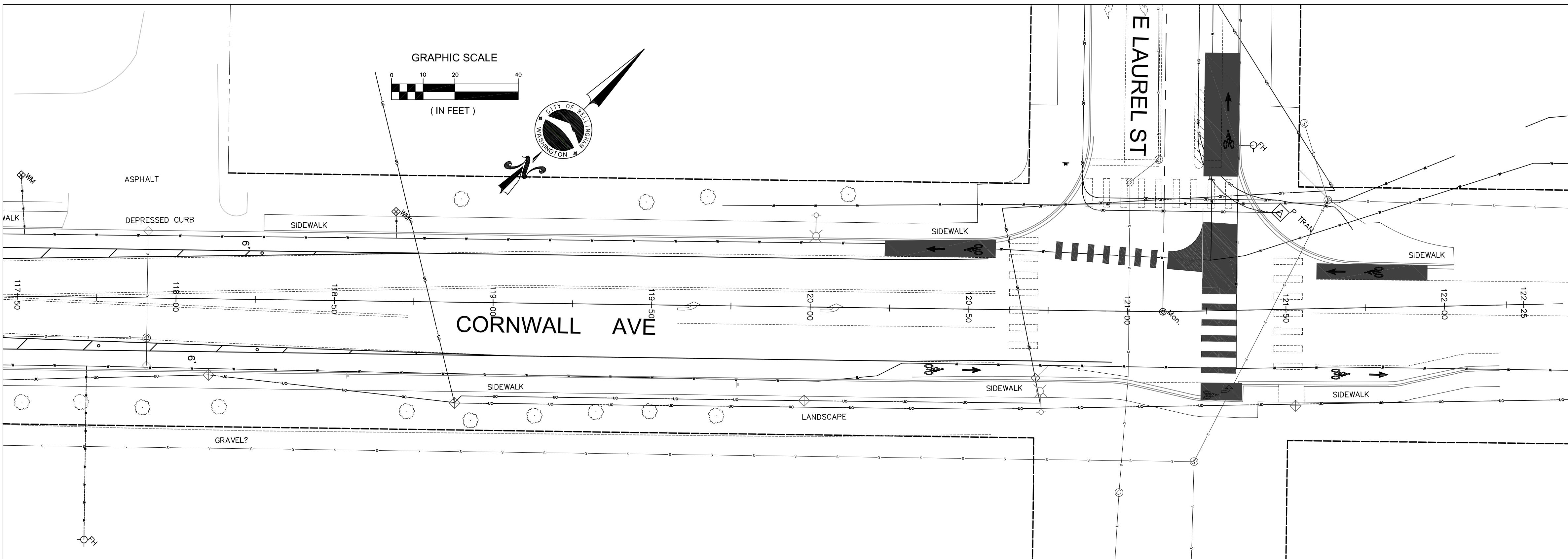
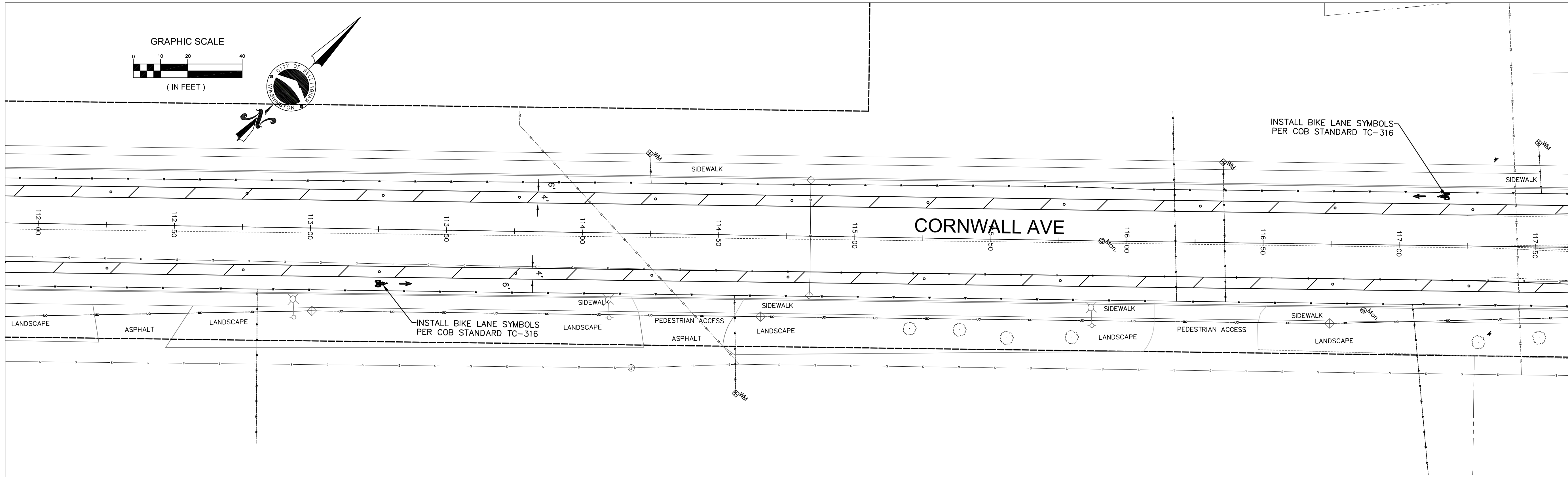
SCALE
 Horiz. 1"=20'
 Vert. 1"=NA

DATUM

Job. No. ES-0563
 Date 02/2023
 Field Bk. FB

WESTSIDE NON MOTORIZED IMPROVEMENTS
CORNWALL AVE. STA: 100+00 TO 112+00 CHANNELIZATION

SHEET 30 OF xx



OPTION 1

4			
3			
2			
1			
Date	No	Revision	By

30% DESIGN

PROJECT ENGINEER	JJB
DESIGNED/DRAWN	ELH
INSPECTOR	?

DIRECTOR OF PUBLIC WORKS	E.C.J.
CITY ENGINEER	C.A.M.S.
OPERATIONS ENGINEER	M.A.O.

CITY OF BELLINGHAM, WASHINGTON
PUBLIC WORKS DEPARTMENT
ENGINEERING DIVISION

SCALE	
Horiz.	1"=20'
Vert.	1"=NA

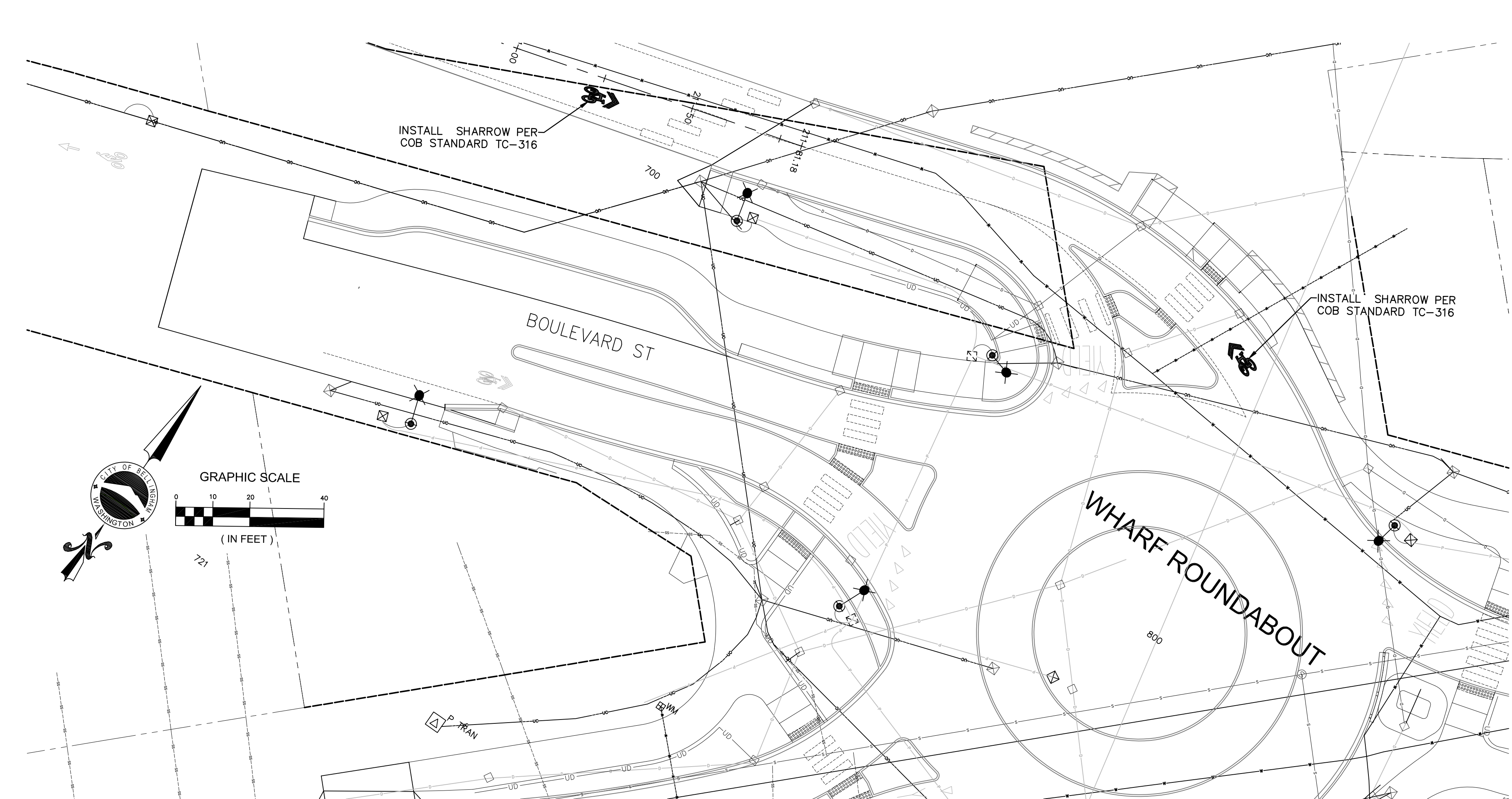
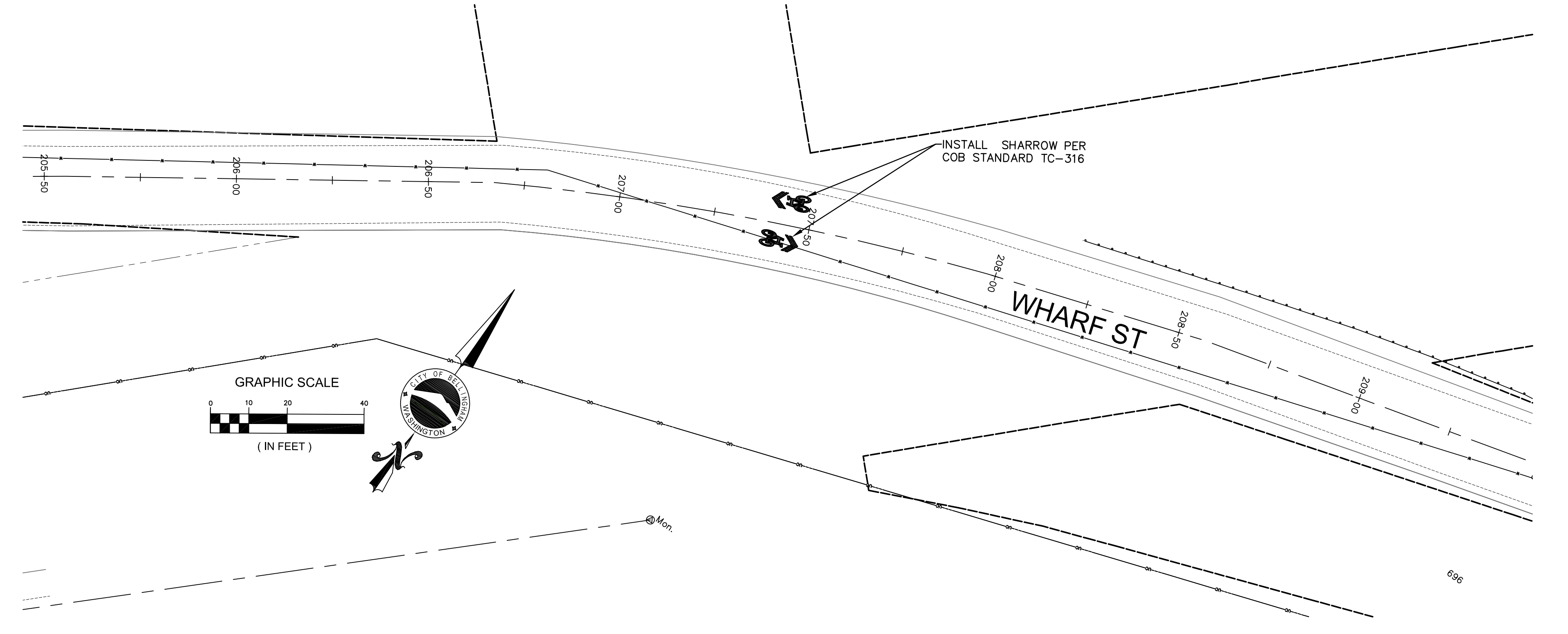
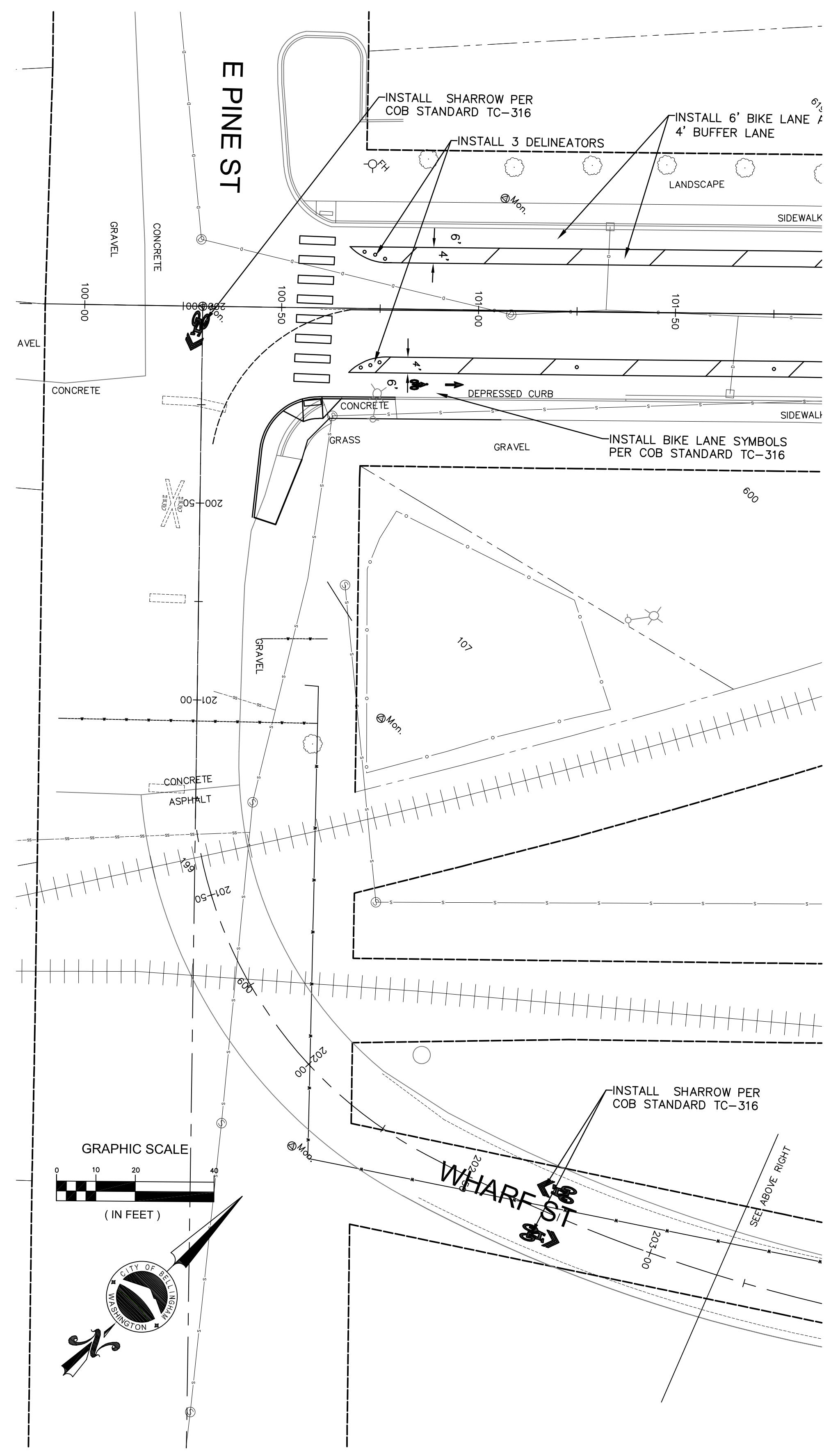
DATUM

Job. No.	ES-0563
Date	02/2023
Field Bk.	FB

WESTSIDE NON MOTORIZED IMPROVEMENTS
CORNWALL AVE. STA: 112+00 TO 122+25 CHANNELIZATION

SHEET	31	OF	
			xx

CONTACT PERSON: _____, PROJECT ENGINEER AT 778-7900



4			
3			
2			
1			
Date	No	Revision	By

30% DESIGN

PROJECT ENGINEER JJB
 DESIGNED/DRAWN ELH
 INSPECTOR ?

DIRECTOR OF PUBLIC WORKS E.C.J.
 CITY ENGINEER C.A.M.S.
 OPERATIONS ENGINEER M.A.O.

CITY OF BELLINGHAM, WASHINGTON
 PUBLIC WORKS DEPARTMENT
 ENGINEERING DIVISION

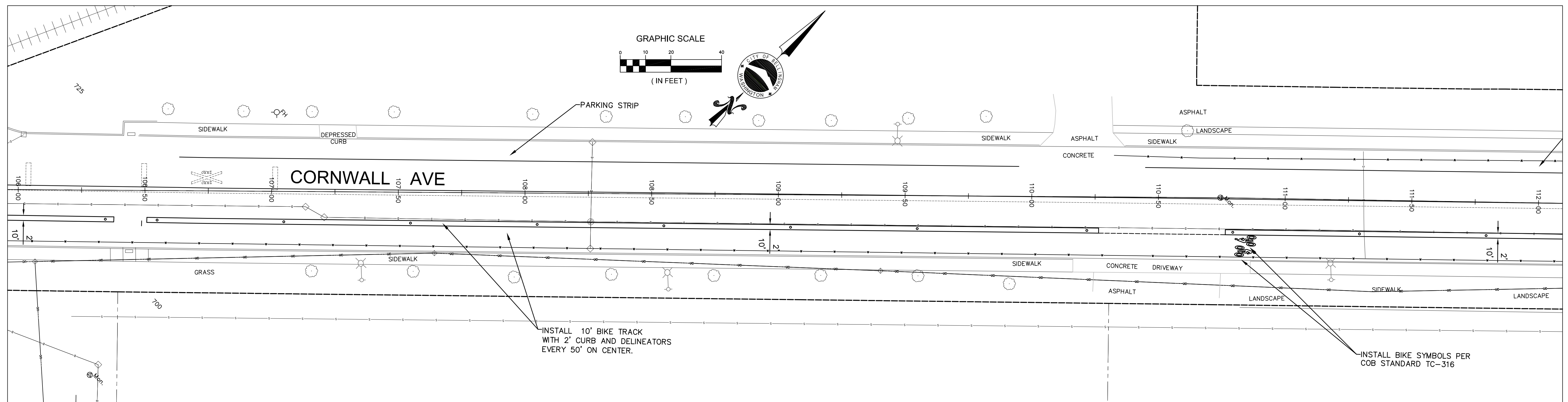
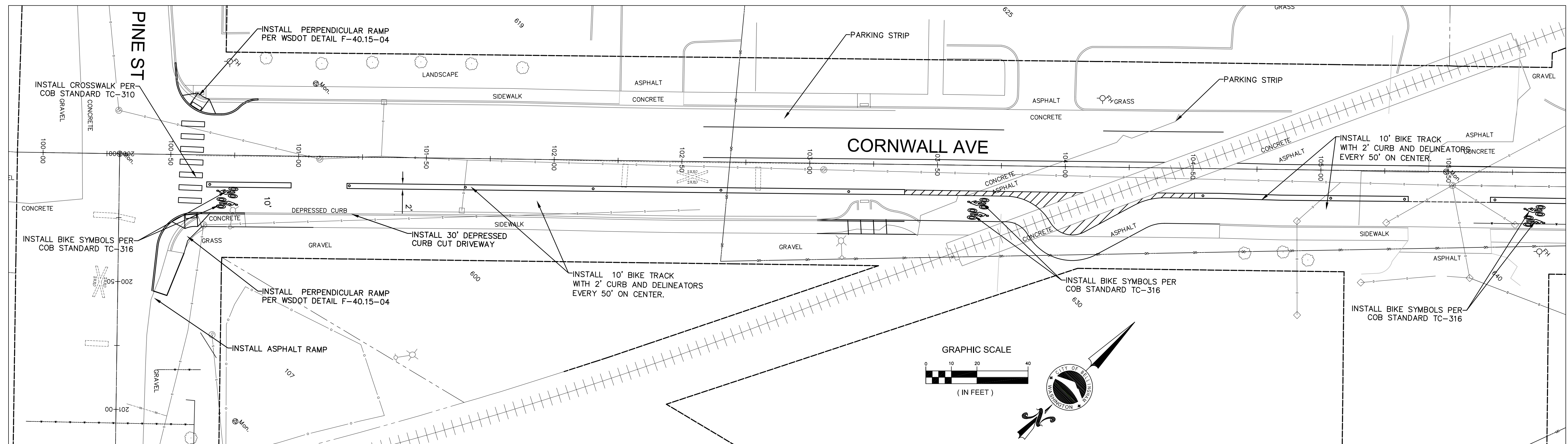
SCALE
 Horiz. 1"=20'
 Vert. 1"=NA

DATUM

Job. No. ES-0563
 Date 02/2023
 Field Bk. FB

WESTSIDE NON MOTORIZED IMPROVEMENTS
 CHANNELIZATION WHARF ST.

SHEET 32 OF xx



OPTION 2

4	30% DESIGN		
3			
2			
1			
Date	No	Revision	By

PROJECT ENGINEER JJB
 DESIGNED/DRAWN ELH
 INSPECTOR ?

DIRECTOR OF PUBLIC WORKS E.C.J.
 CITY ENGINEER C.A.M.S.
 OPERATIONS ENGINEER M.A.O.

CITY OF BELLINGHAM, WASHINGTON
 PUBLIC WORKS DEPARTMENT
 ENGINEERING DIVISION

SCALE
 Horiz. 1"=20'
 Vert. 1"=NA

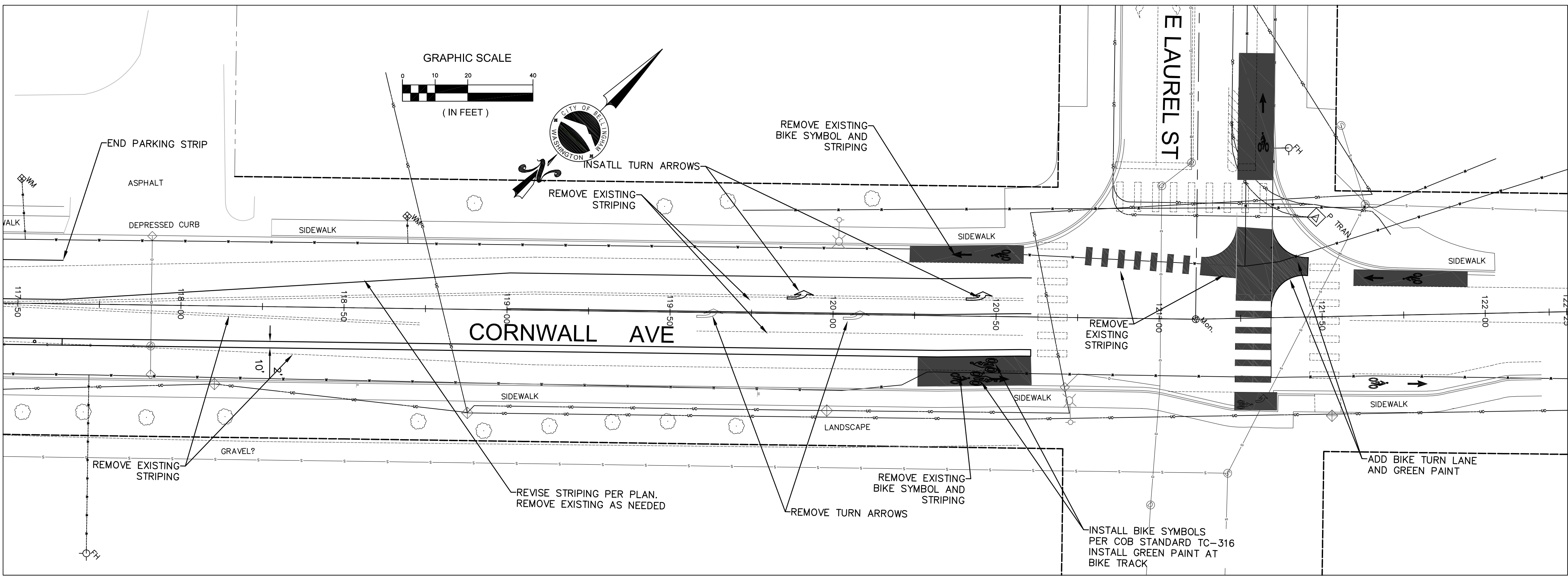
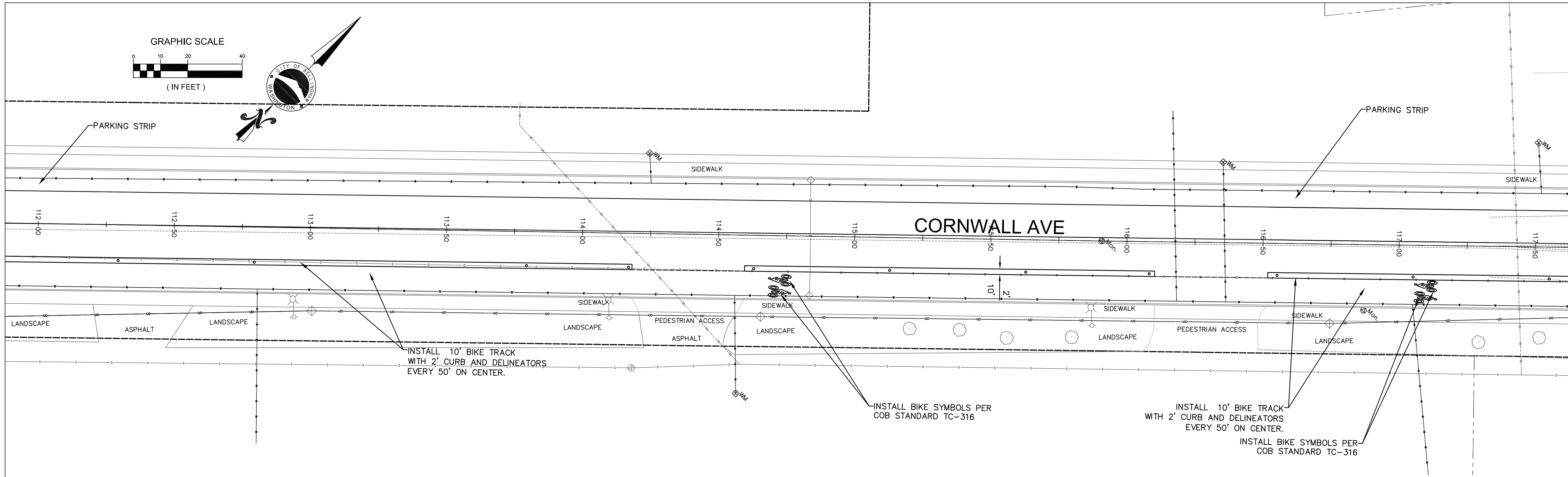
DATUM

Job. No. ES-0563
 Date 02/2023
 Field Bk. FB

WESTSIDE NON MOTORIZED IMPROVEMENTS
 CORNWALL AVE. STA: 100+00 TO 112+00 CHANNELIZATION

SHEET 33 OF xx

CONTACT PERSON: PROJECT ENGINEER AT 778-7900



OPTION 2

4			
3			
2			
1			
Date	No	Revision	By

30% DESIGN

PROJECT ENGINEER JJB
 DESIGNED/DRAWN ELH
 INSPECTOR ?

DIRECTOR OF PUBLIC WORKS E.C.J.
 CITY ENGINEER C.A.M.S.
 OPERATIONS ENGINEER M.A.O.

CITY OF BELLINGHAM, WASHINGTON
PUBLIC WORKS DEPARTMENT
 ENGINEERING DIVISION

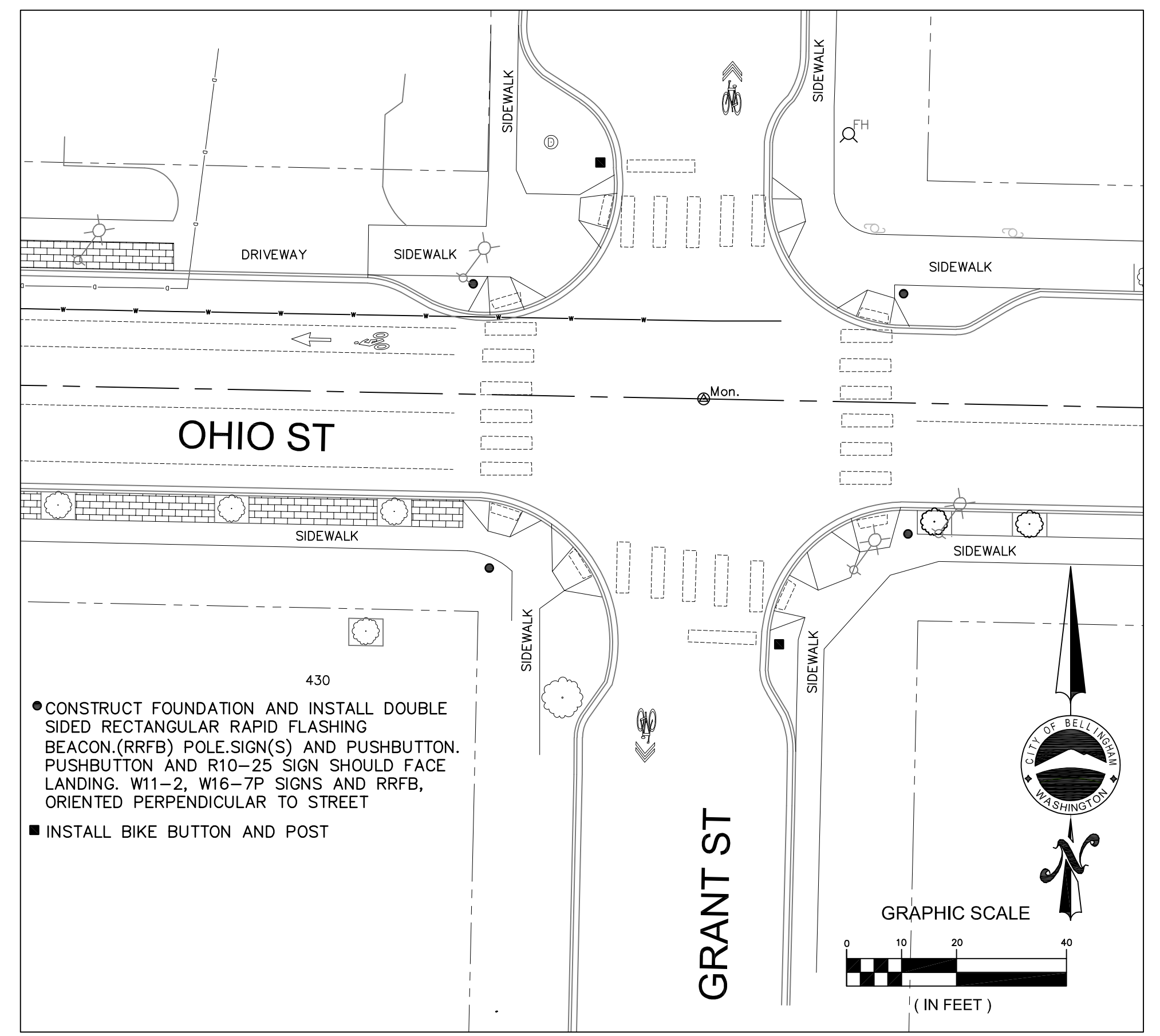
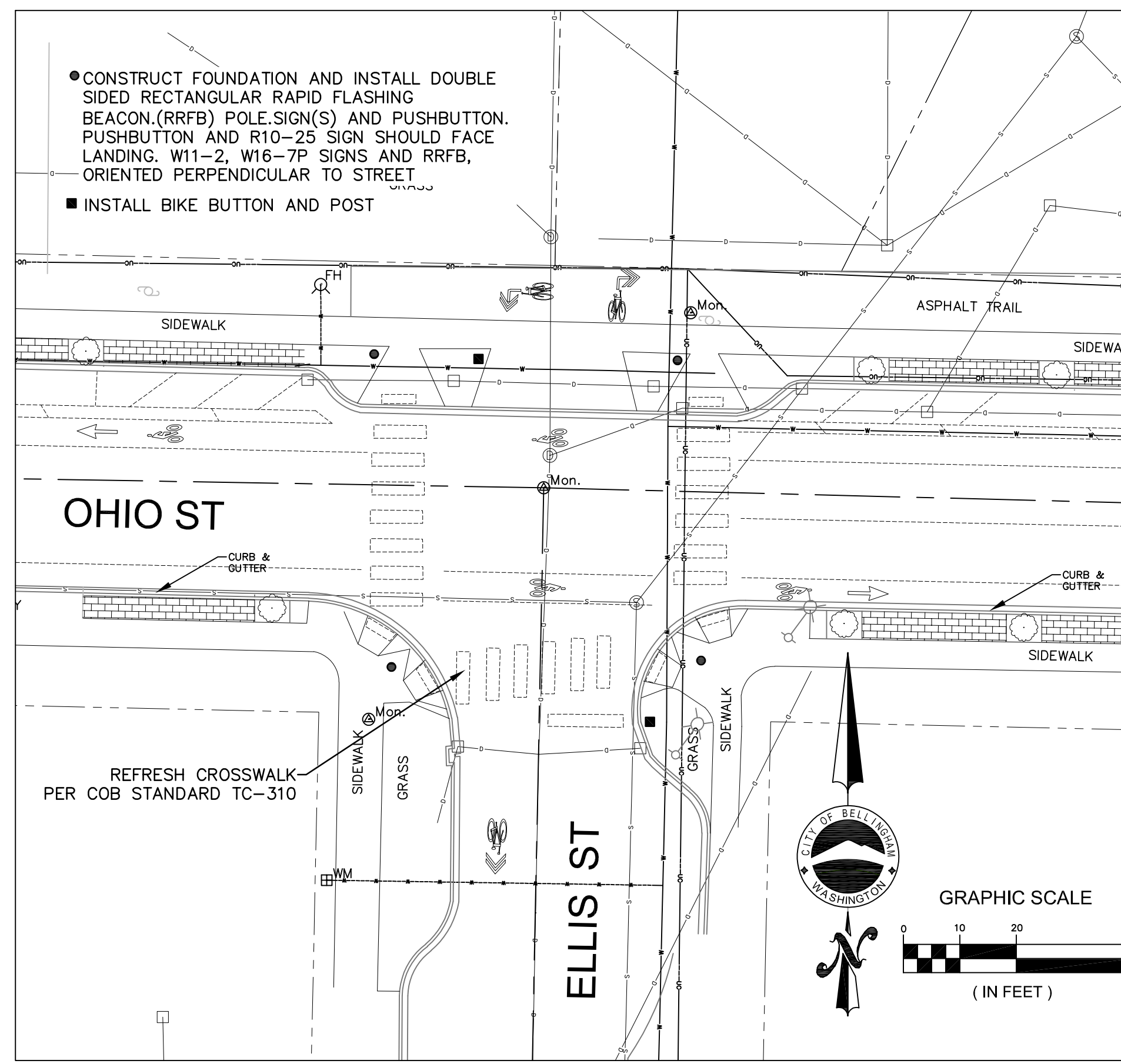
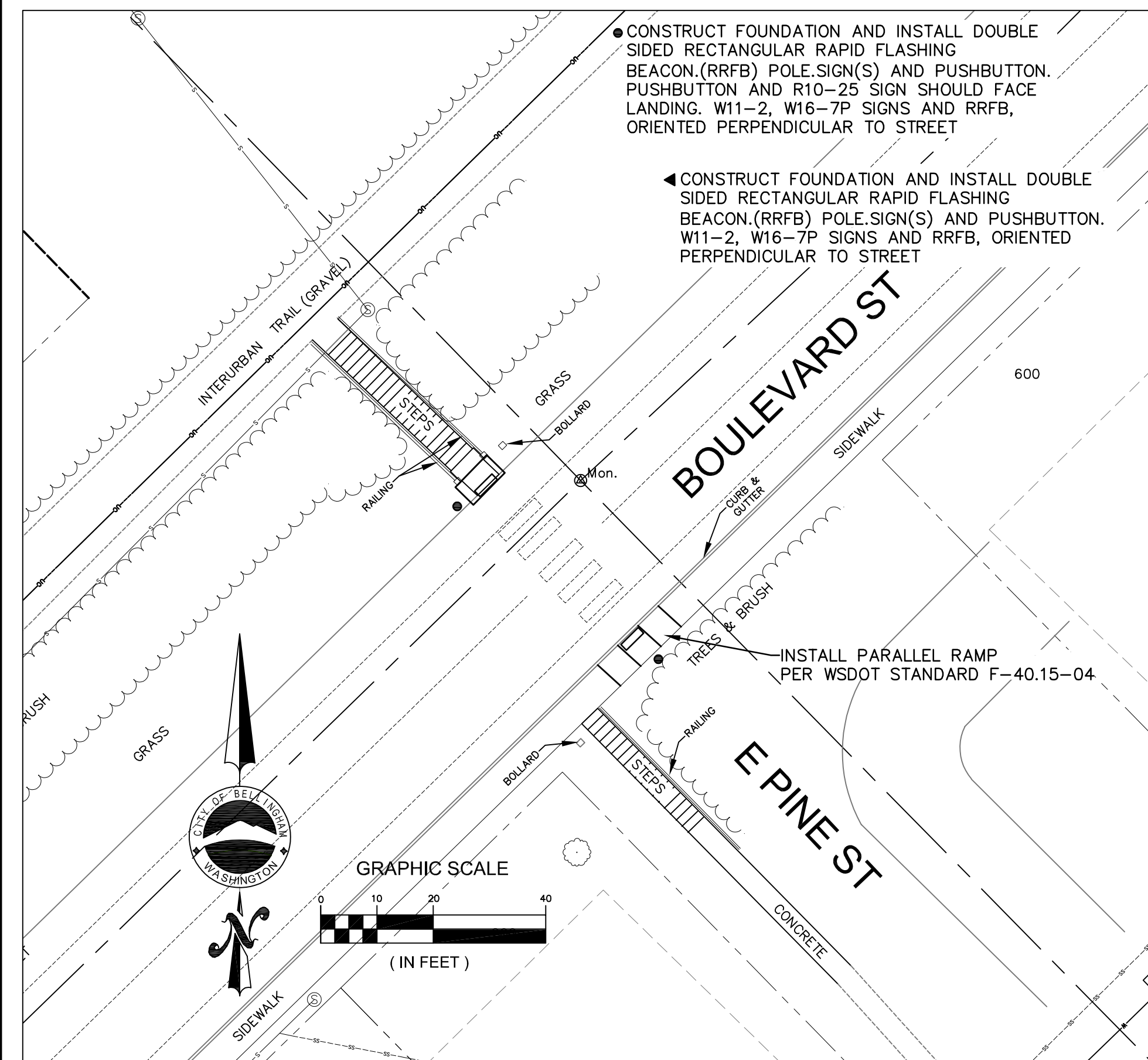
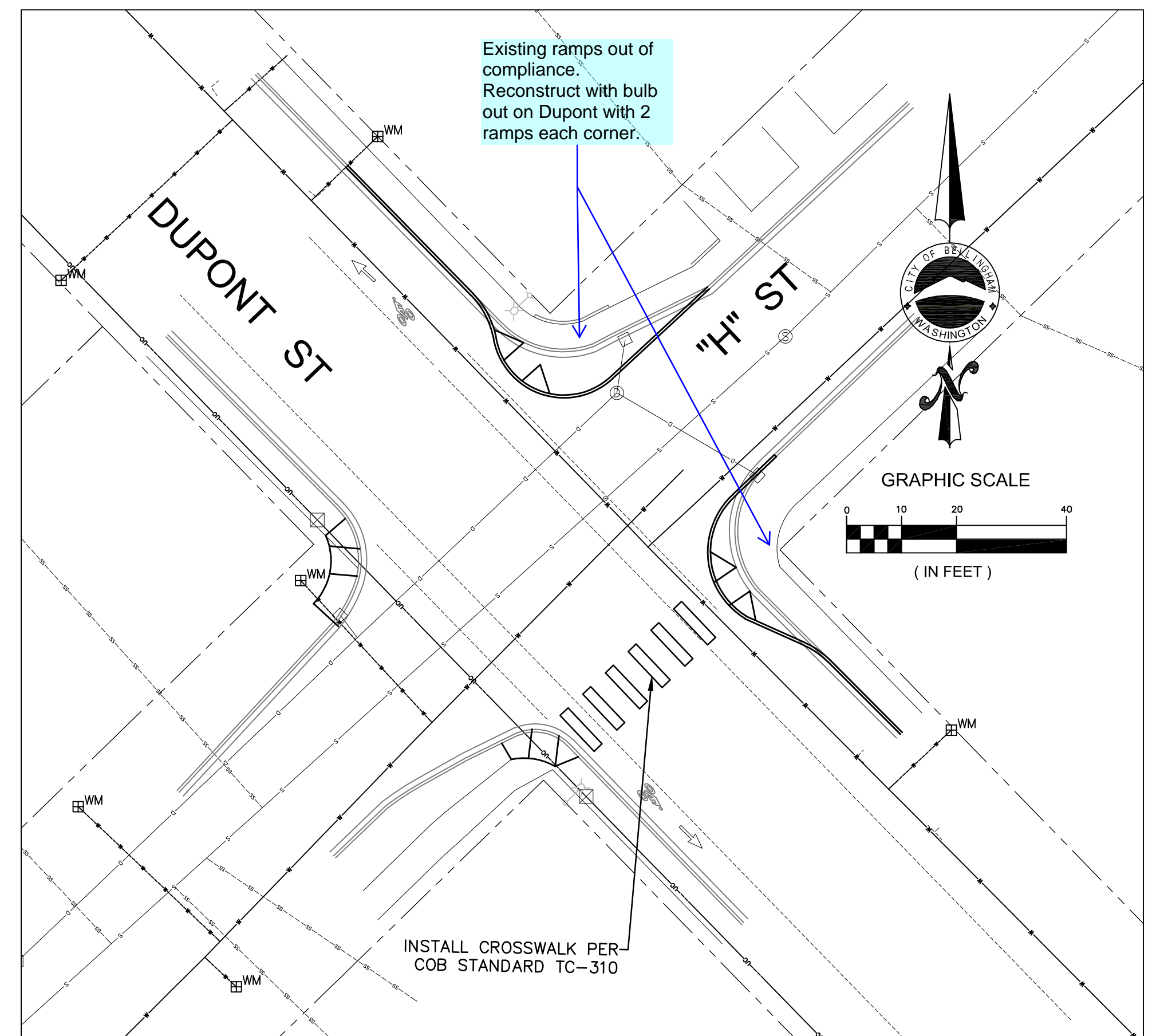
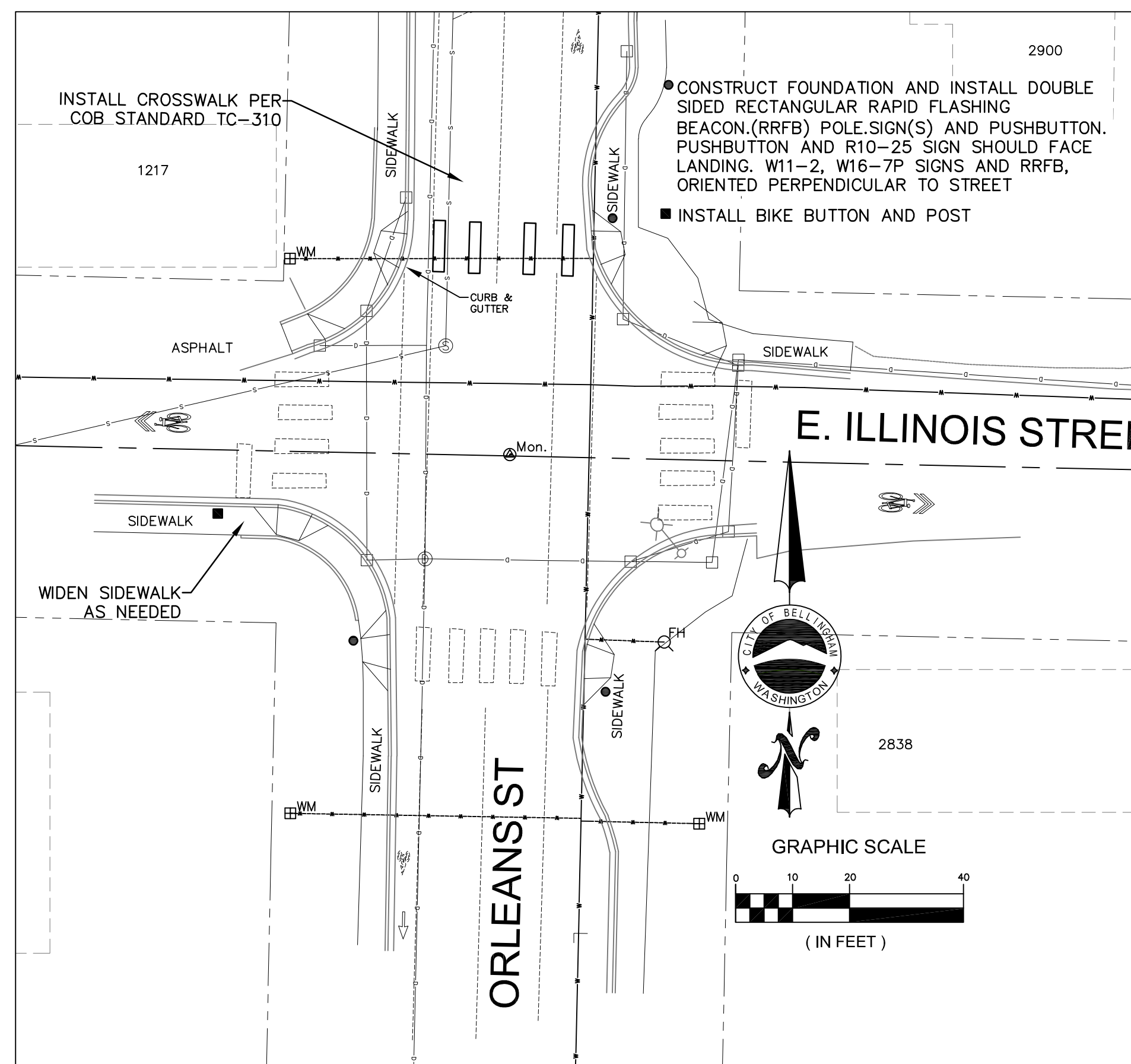
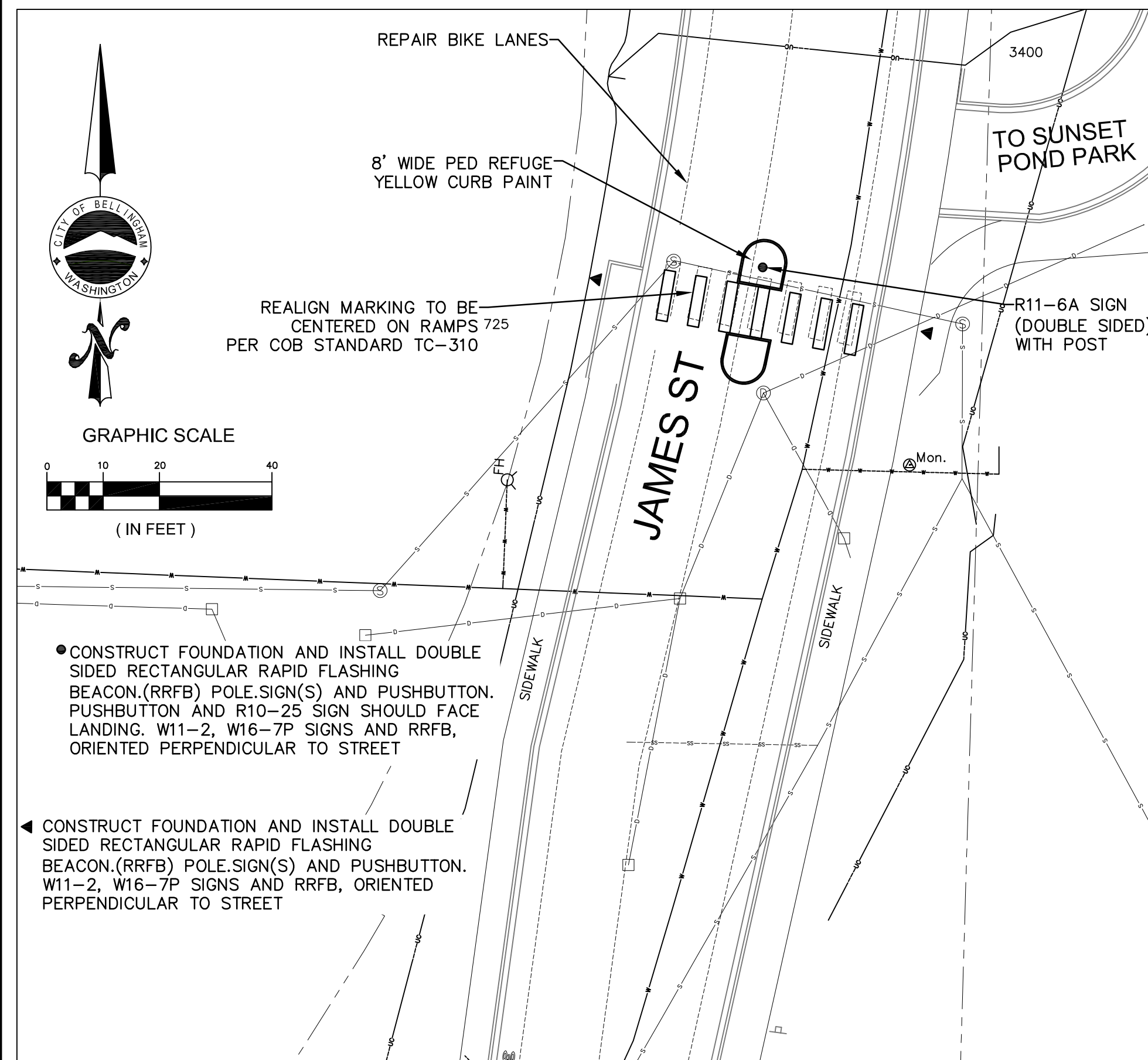
SCALE
 Horiz. 1"=20'
 Vert. 1"=NA

DATUM

Job. No. ES-0563
 Date 02/2023
 Field Bk. FB

WESTSIDE NON MOTORIZED IMPROVEMENTS
CORNWALL AVE. STA: 112+00 TO 122+25 CHANNELIZATION

SHEET 34 OF xx



4			
3			
2			
1			
Date	No	Revision	By

PROJECT ENGINEER JJB
 DESIGNED/DRAWN ELH
 INSPECTOR ?

DIRECTOR OF PUBLIC WORKS E.C.J.
 CITY ENGINEER C.A.M.S.
 OPERATIONS ENGINEER M.A.O.

CITY OF BELLINGHAM, WASHINGTON
 PUBLIC WORKS DEPARTMENT
 ENGINEERING DIVISION

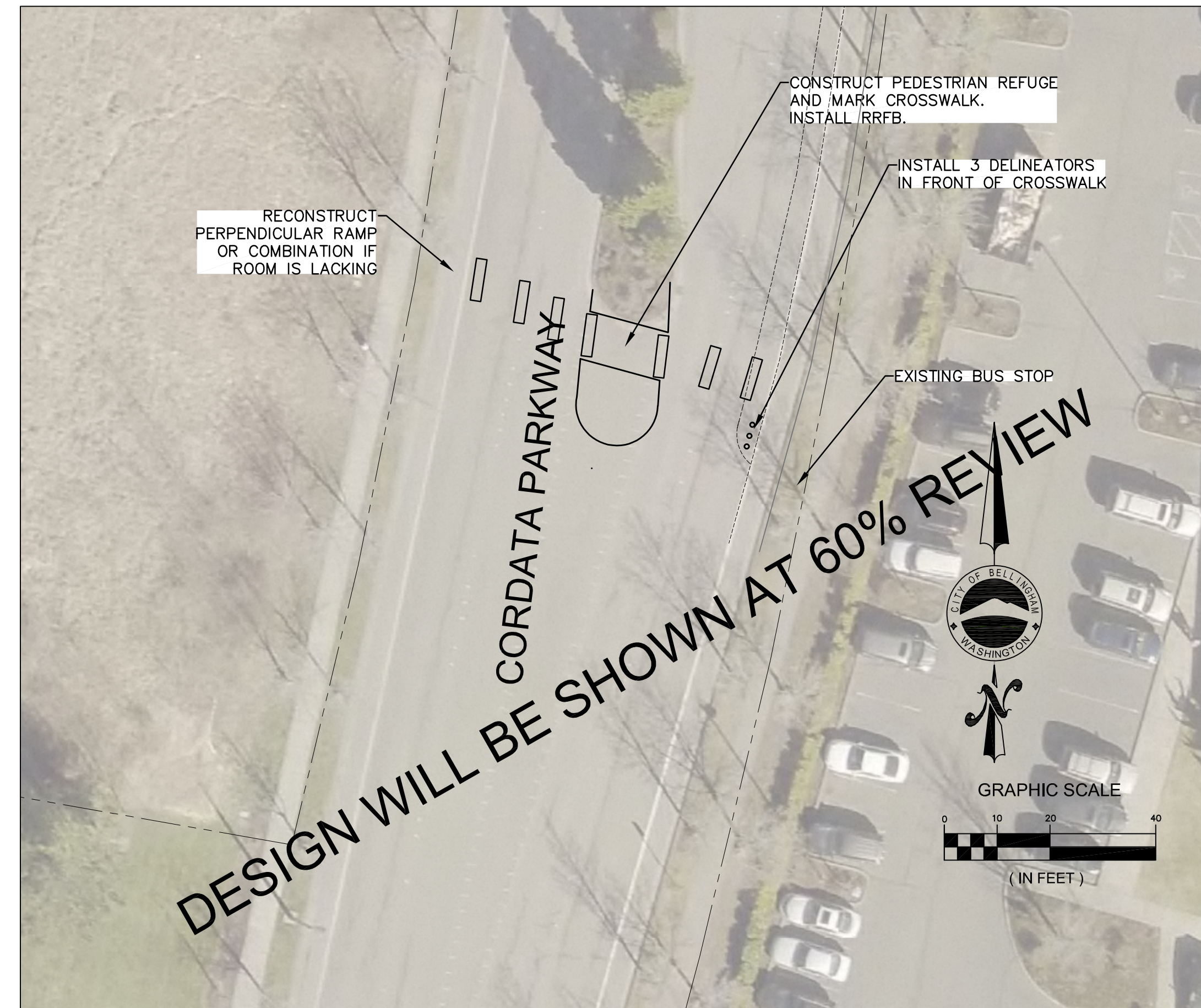
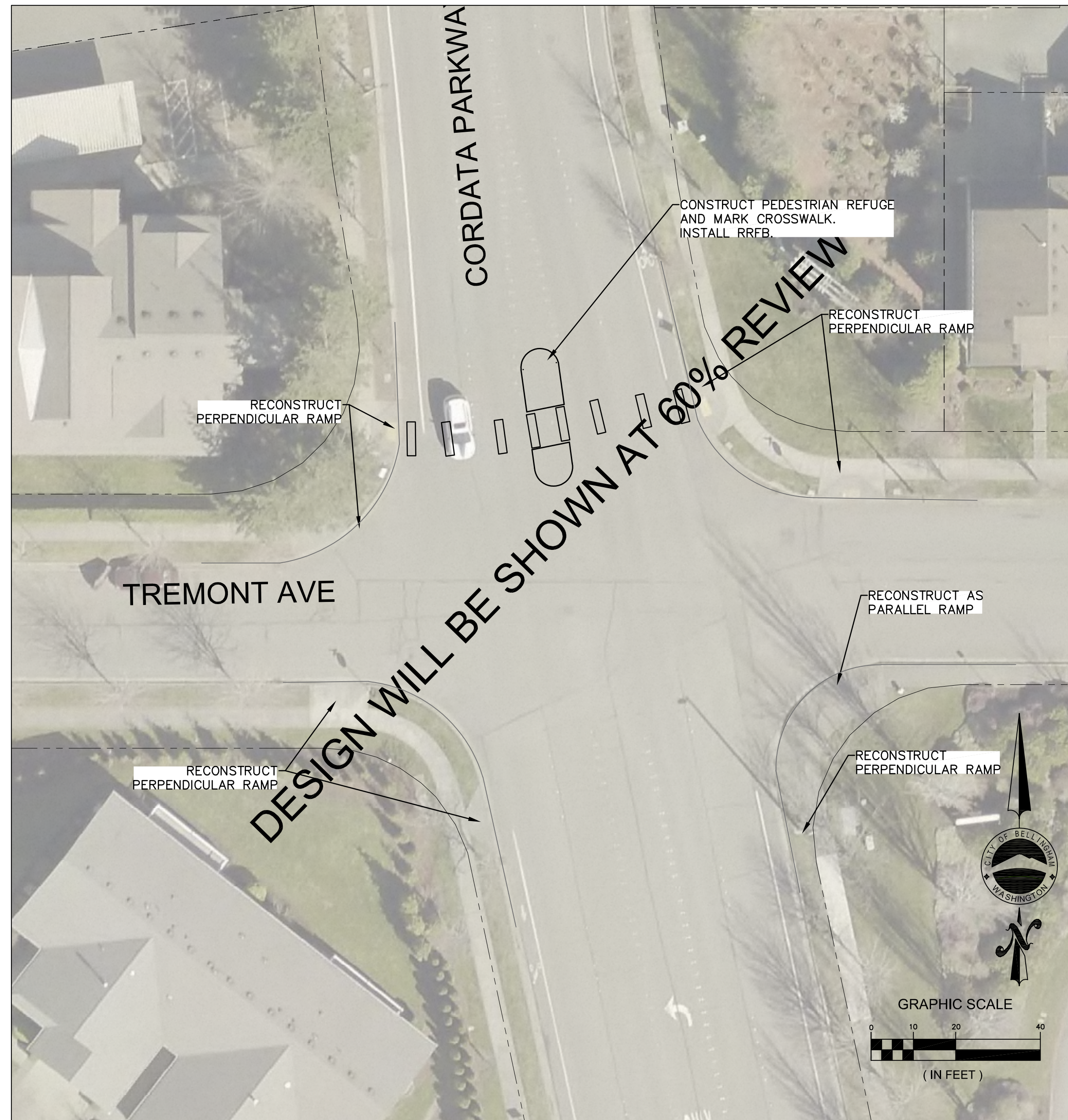
SCALE
 Horiz. 1"=20'
 Vert. 1"=NA

DATUM

Job. No. ES-0563
 Date 02/2023
 Field Bk. FB

WESTSIDE NON MOTORIZED IMPROVEMENTS
 CHANELIZATION & RRFB 6, 7, 8, 10, 11, 12

SHEET 35 OF xx



Reviewer Note: Waiting for Survey...

4			
3			
2			
1			
Date	No	Revision	By

30% DESIGN

PROJECT ENGINEER JJB
 DESIGNED/DRAWN ELH
 INSPECTOR ?

DIRECTOR OF PUBLIC WORKS E.C.J.
 CITY ENGINEER C.A.M.S.
 OPERATIONS ENGINEER M.A.O.

CITY OF BELLINGHAM, WASHINGTON
 PUBLIC WORKS DEPARTMENT
 ENGINEERING DIVISION

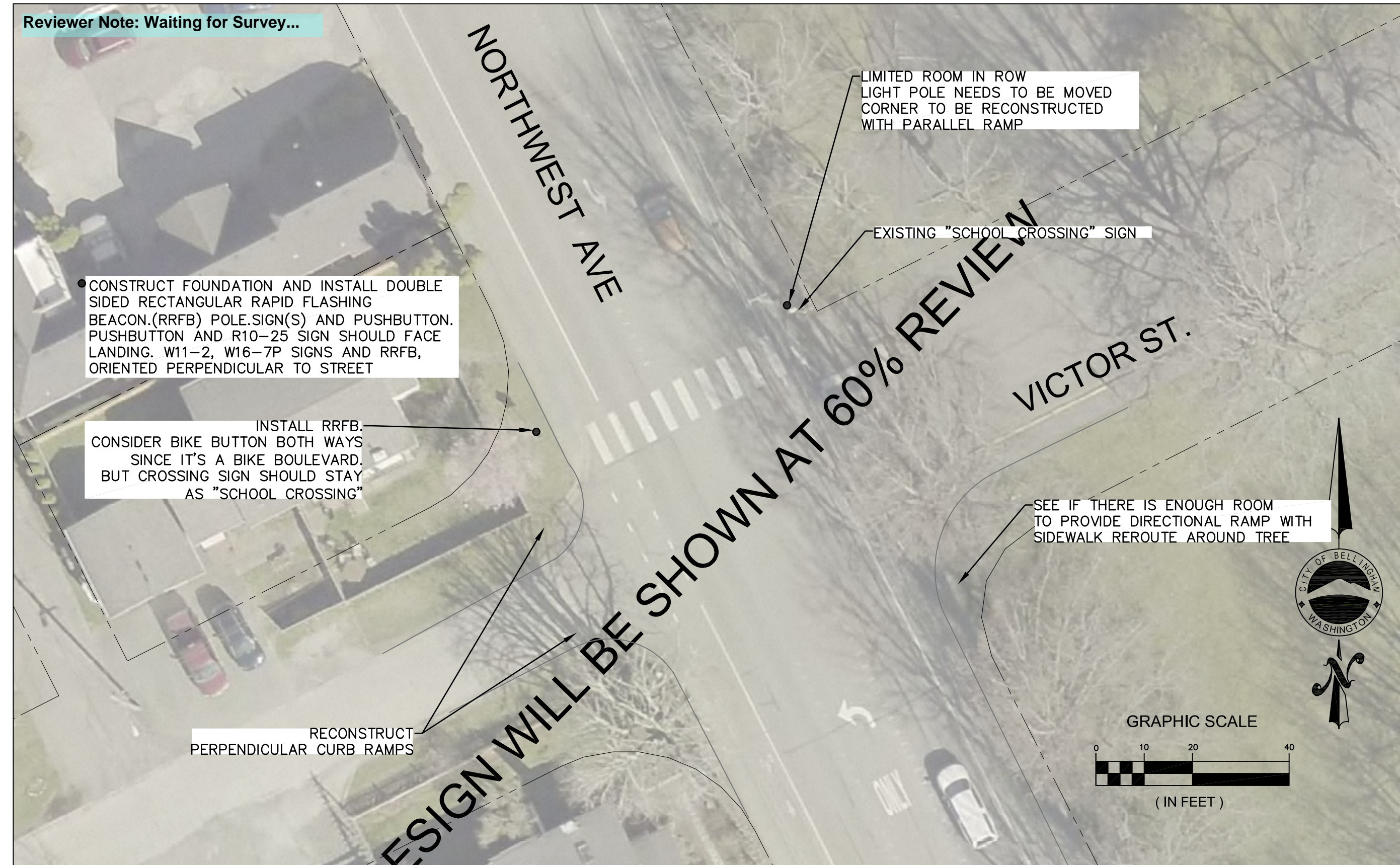
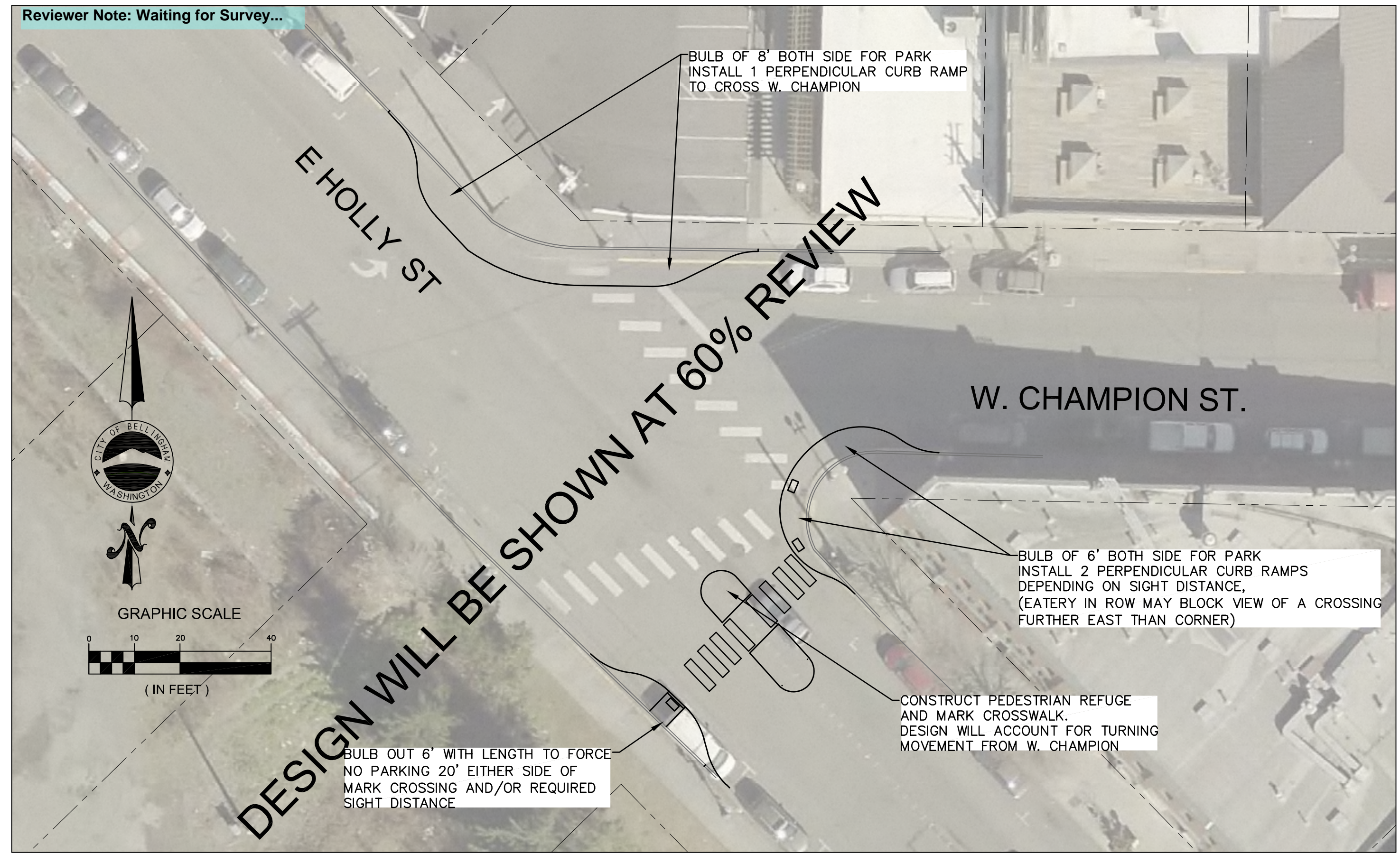
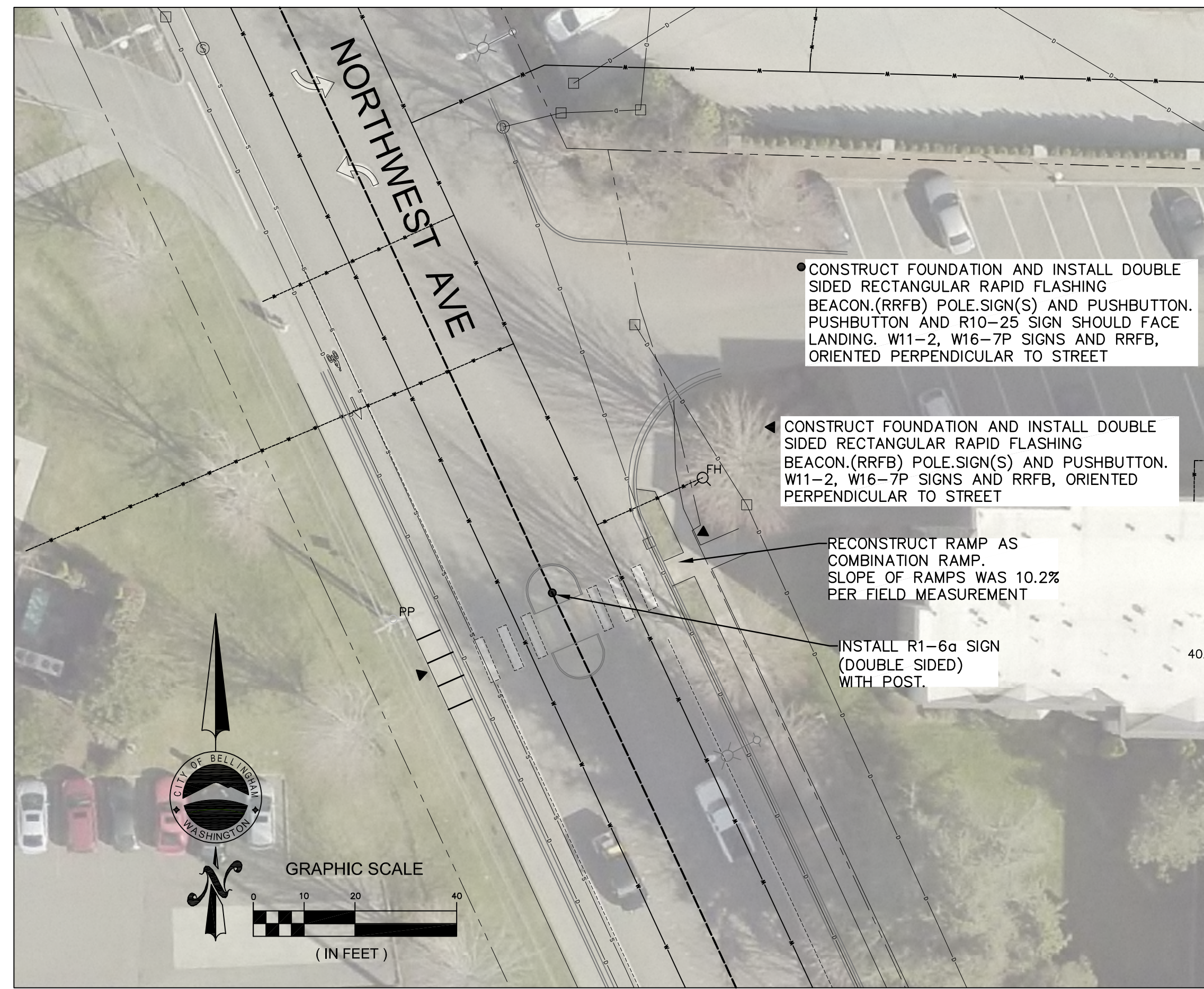
SCALE
 Horiz. 1"=20'
 Vert. 1"=NA

DATUM

Job. No. ES-0563
 Date 02/2023
 Field Bk. FB

WESTSIDE NON MOTORIZED IMPROVEMENTS
 CHANNELIZATION & RRFB INTERSECTIONS 1, 2, 3

SHEET 36 OF xx



4			
3			
2			
1			
Date	No	Revision	By

30% DESIGN

PROJECT ENGINEER	JJB
DESIGNED/DRAWN	ELH
INSPECTOR	?

DIRECTOR OF PUBLIC WORKS	E.C.J.
CITY ENGINEER	C.A.M.S.
OPERATIONS ENGINEER	M.A.O.

CITY OF BELLINGHAM, WASHINGTON
PUBLIC WORKS DEPARTMENT
ENGINEERING DIVISION

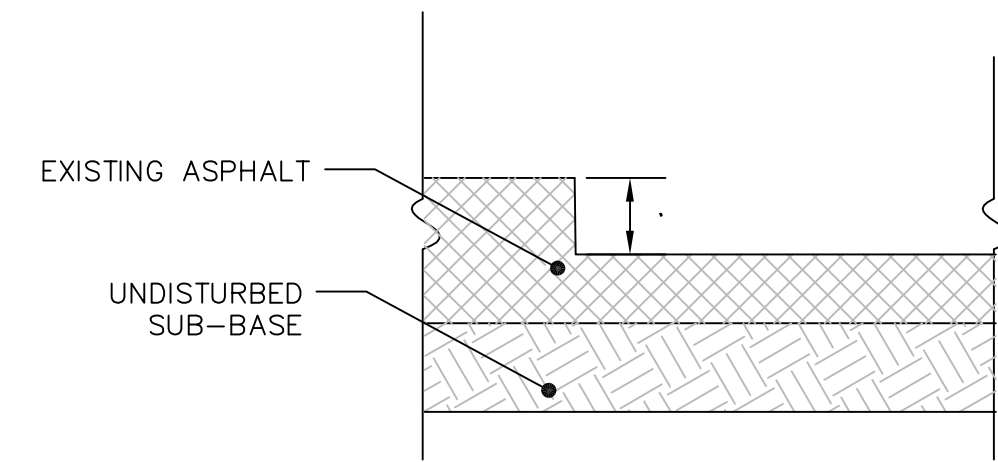
SCALE	
Horiz.	1"=20'
Vert.	1"=NA

DATUM	
-------	--

Job. No.	ES-0563
Date	02/2023
Field Bk.	FB

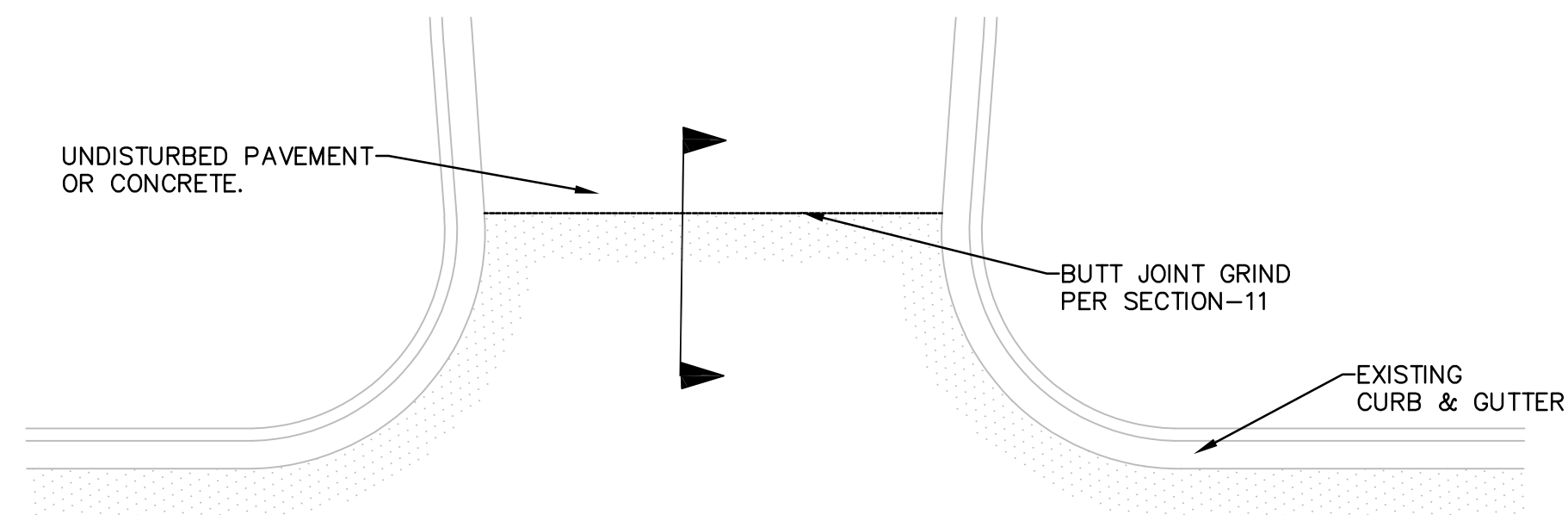
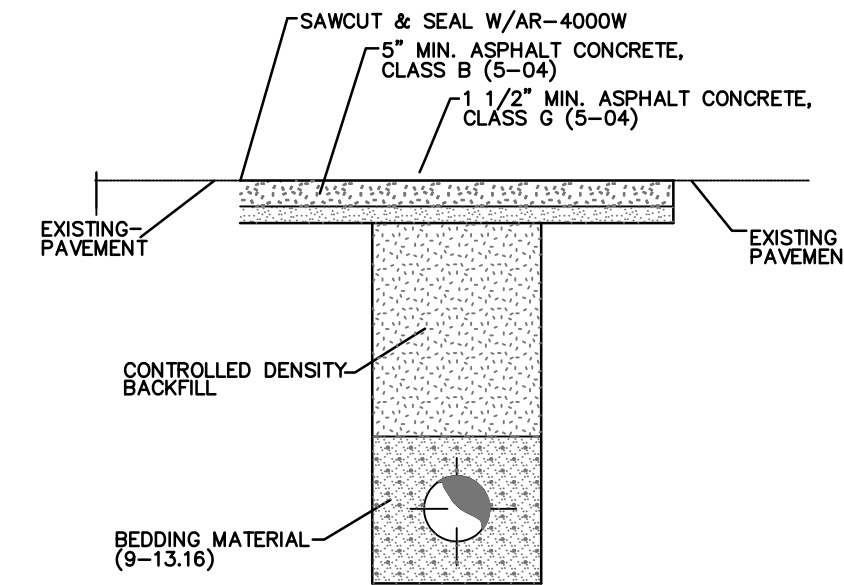
WESTSIDE NON MOTORIZED IMPROVEMENTS
CHANNELIZATION & RRFB INTERSECTIONS 4, 5, 9, 13

SHEET	37	OF	
			xx



BUTT JOINT FOR OVERLAY GRINDING

NTS



TYPICAL BUTT JOINT GRIND AT INTERSECTION

NTS

to be completed at 60%

4			
3			
2			
1			
Date	No	Revision	By

30% DESIGN

PROJECT ENGINEER JJB
 DESIGNED/DRAWN ELH
 INSPECTOR ?

DIRECTOR OF PUBLIC WORKS E.C.J.
 CITY ENGINEER C.M.A.S.
 OPERATIONS ENGINEER M.A.O.

CITY OF BELLINGHAM, WASHINGTON
PUBLIC WORKS DEPARTMENT
 ENGINEERING DIVISION

SCALE
 Horiz. 1"=20'
 Vert. 1"=NA

DATUM

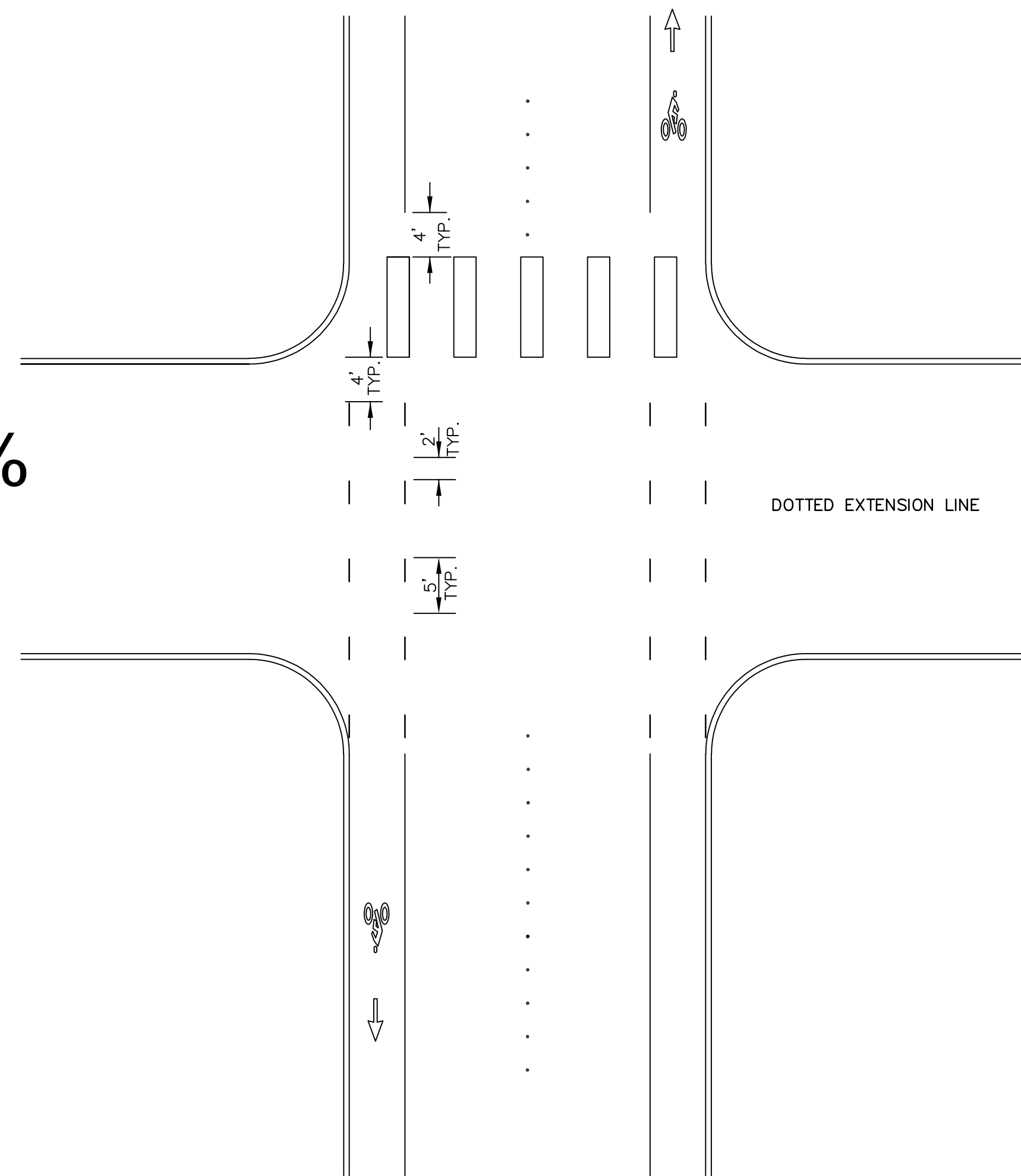
Job. No. ES-0563
 Date 02/2023
 Field Bk. FB

WESTSIDE NON MOTORIZED IMPROVEMENTS
PAVING DETAILS

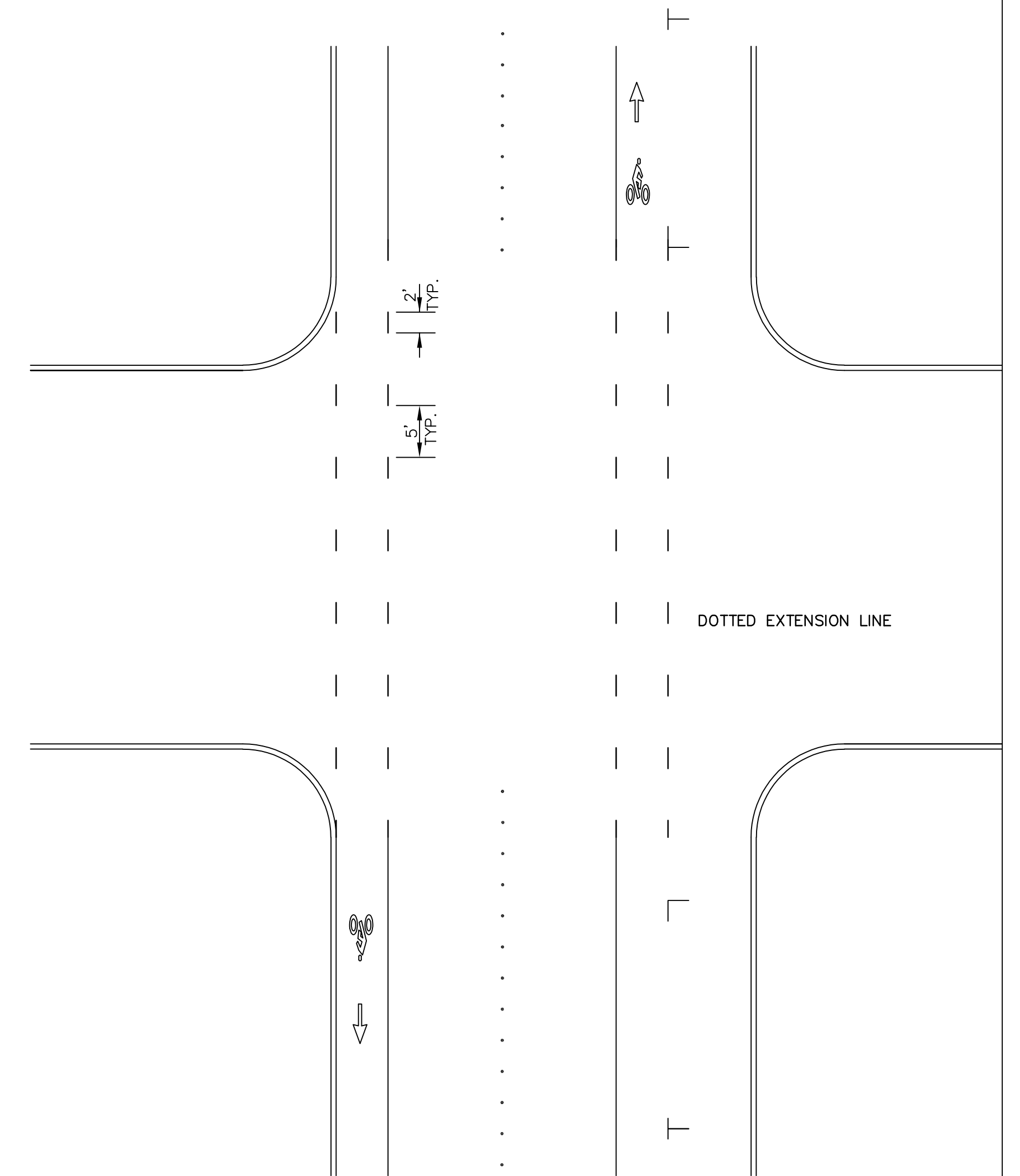
SHEET
 38 OF
 xx

CONTACT PERSON: _____, PROJECT ENGINEER AT 778-7900

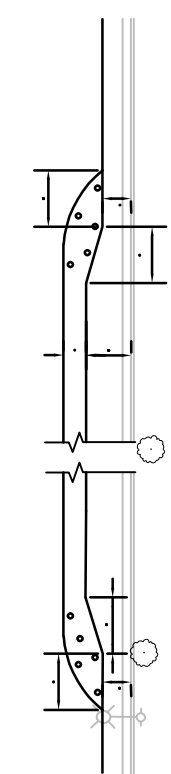
to be completed at 60%



TYPICAL BIKE LANE EXTENSIONS DETAIL - AT CROSSWALK
NTS



TYPICAL BIKE LANE EXTENSIONS DETAIL
NTS



BIKE LANE TRANSITION
NTS

- 1.) DELINEATORS TO BE WHITE, ROUND, WITH TWO WHITE REFLECTIVE STRIPES
- 2.) DELINEATORS TO BE ATTACHED WITH EPOXY PER MANUFACTURERS RECOMMENDATION.

4			
3			
2			
1			
Date	No	Revision	By

30% DESIGN

PROJECT ENGINEER JJB
 DESIGNED/DRAWN ELH
 INSPECTOR ?

DIRECTOR OF PUBLIC WORKS E.C.J.
 CITY ENGINEER C.M.A.S.
 OPERATIONS ENGINEER M.A.O.

CITY OF BELLINGHAM, WASHINGTON
 PUBLIC WORKS DEPARTMENT
 ENGINEERING DIVISION

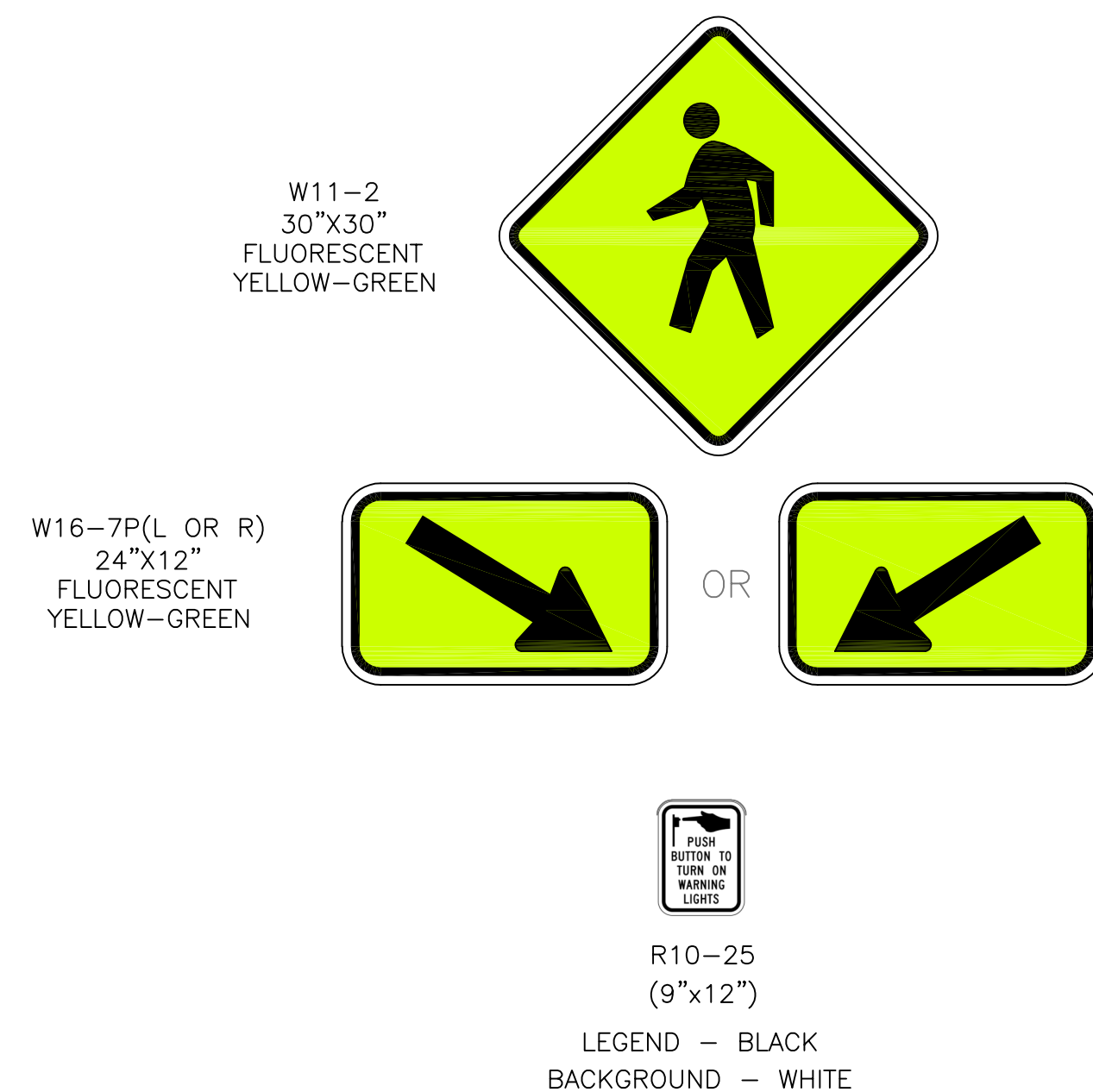
SCALE
 Horiz. 1"=20'
 Vert. 1"=NA

DATUM

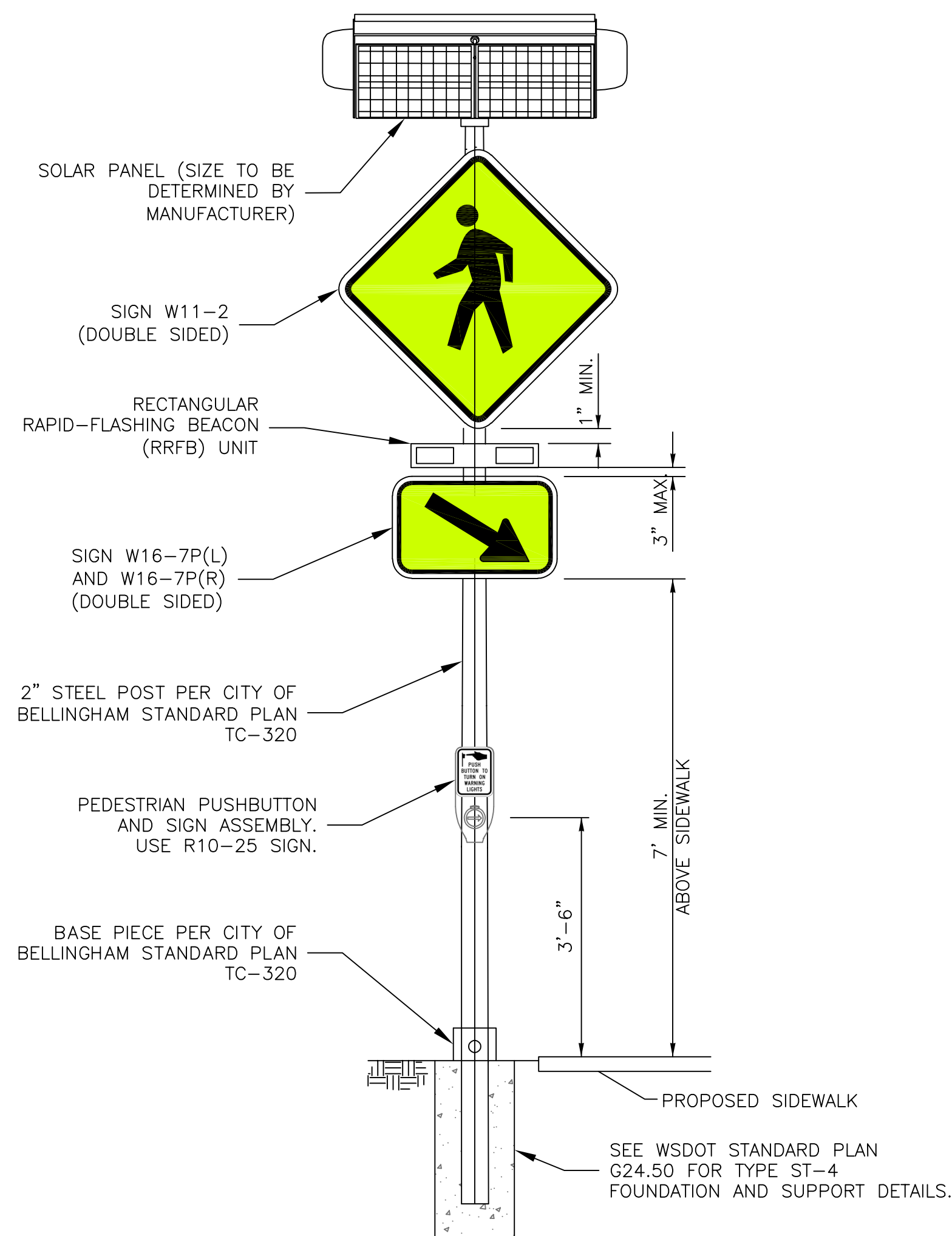
Job. No. ES-0563
 Date 02/2023
 Field Bk. FB

WESTSIDE NON MOTORIZED IMPROVEMENTS
 CHANNELIZATION DETAILS

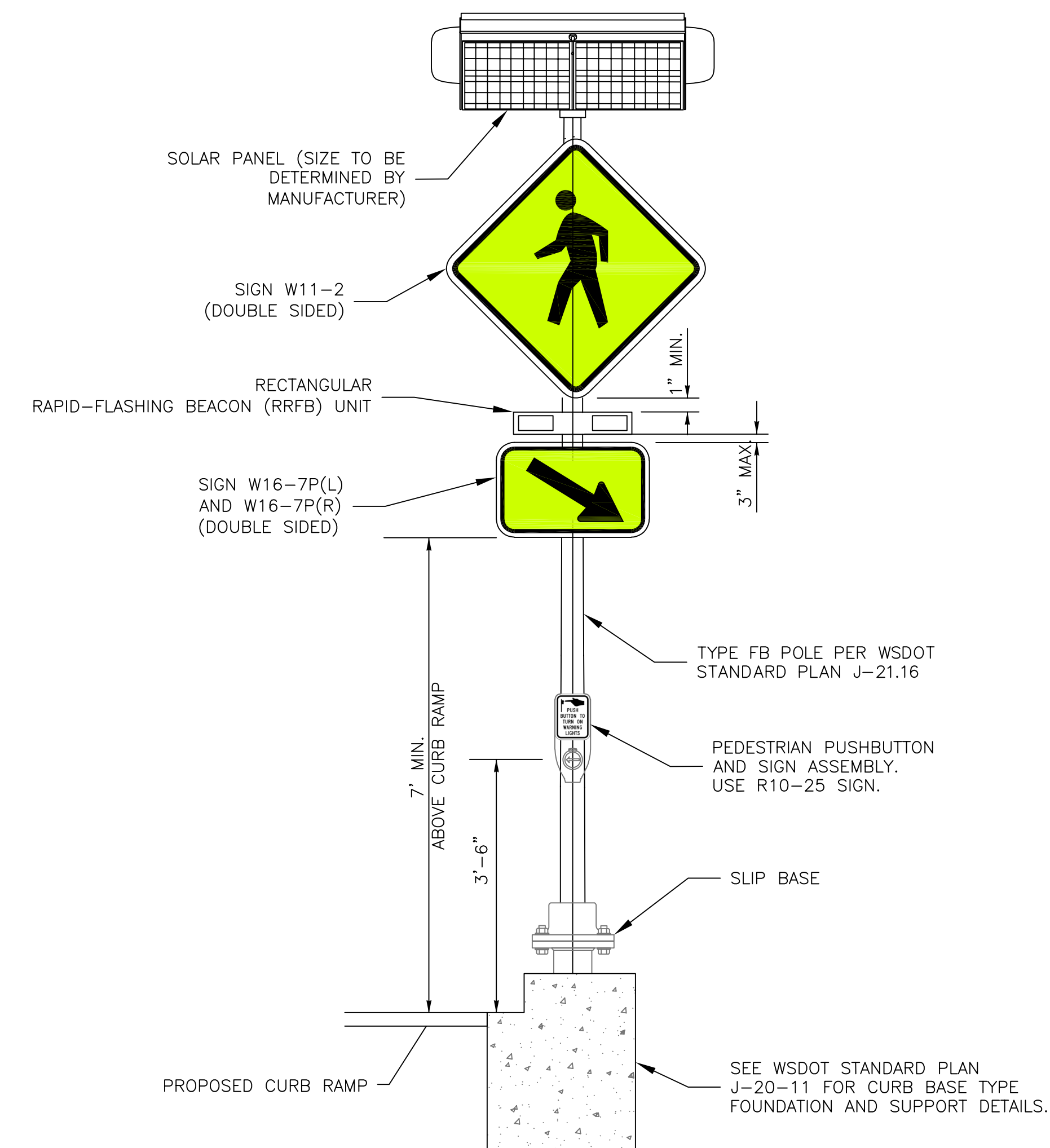
SHEET
 39 OF
 xx



- SIGN DETAIL NOTES:**
- RRFB SIGNS, AS SHOWN ON THIS DETAIL AND THE PLANS, SHALL BE PROVIDED BY THE CONTRACTOR.
 - ALL OTHER GROUND-MOUNTED SMALL SIGNS SHALL BE PROVIDED BY THE CITY OF BELLINGHAM.
 - ORIENT SOLAR PANEL PER MANUFACTURER'S RECOMMENDATION.



TYPICAL INSTALLATION



CURB BASE TYPE INSTALLATION

to be completed at 60%

RECTANGULAR RAPID FLASHING BEACON (RRFB) AND SIGN DETAIL

N.T.S.

4	30% DESIGN		
3			
2			
1			
Date	No	Revision	By

PROJECT ENGINEER JJB
DESIGNED/DRAWN ELH
INSPECTOR ?

DIRECTOR OF PUBLIC WORKS E.C.J.
CITY ENGINEER C.M.A.S.
OPERATIONS ENGINEER M.A.O.

CITY OF BELLINGHAM, WASHINGTON
PUBLIC WORKS DEPARTMENT
ENGINEERING DIVISION

SCALE
Horiz. 1"=20'
Vert. 1"=NA

DATUM

Job. No. ES-0563
Date 02/2023
Field Bk. FB

WESTSIDE NON MOTORIZED IMPROVEMENTS
RRFB DETAILS

SHEET 40 OF xx