

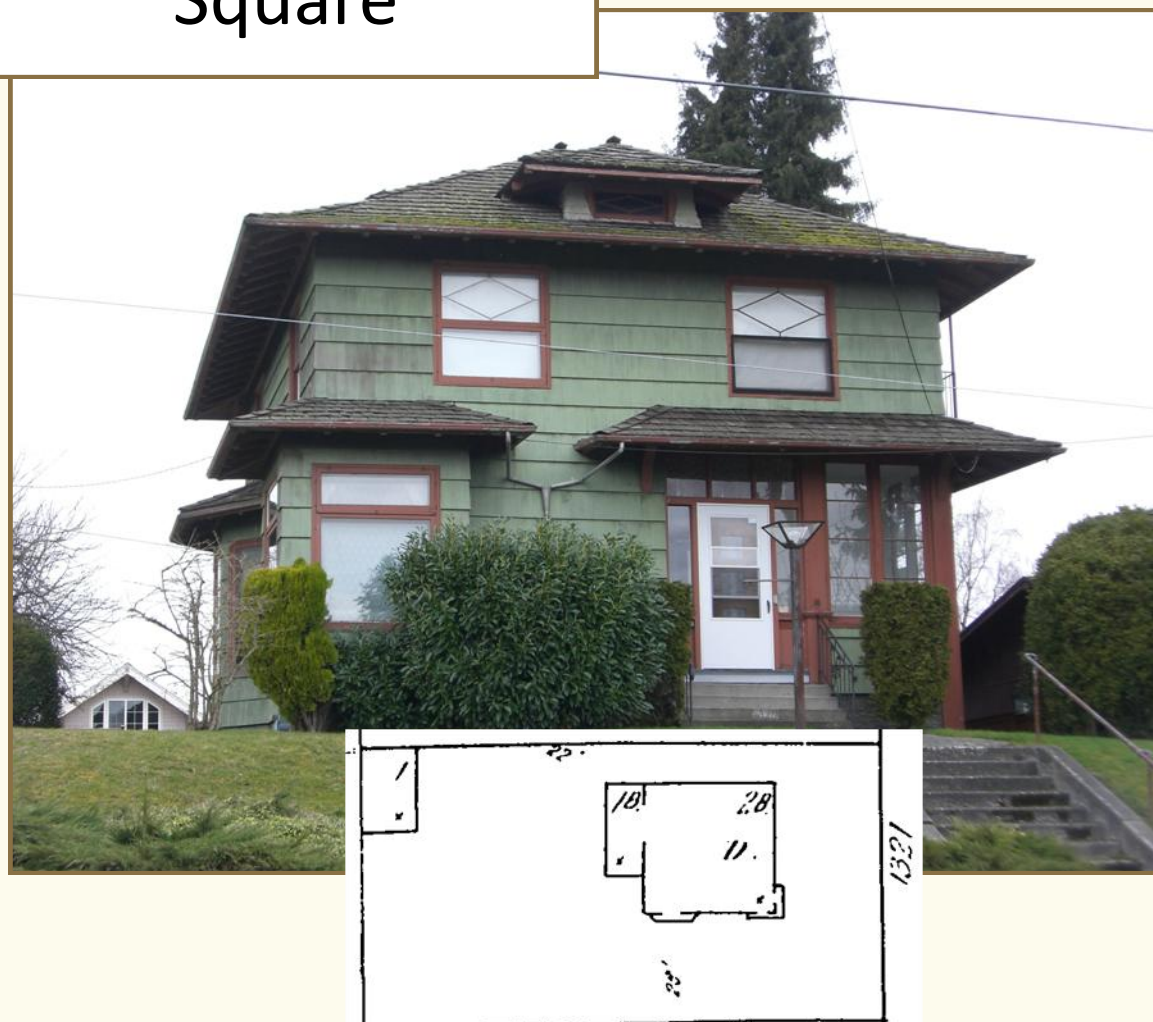
Building Elements & Character-Defining Features

PLAN


Rectangular




Square



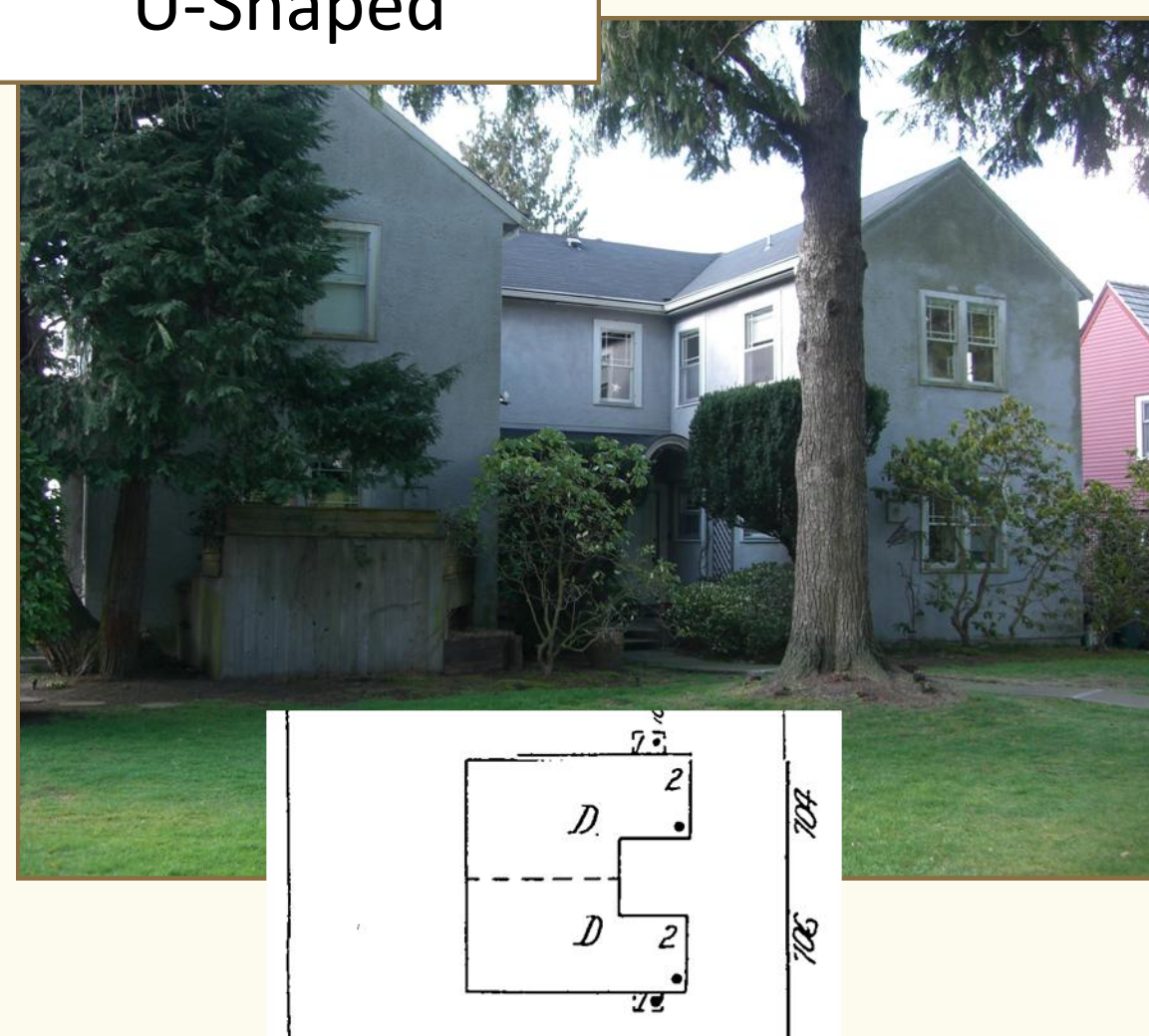
L-Shaped




T-Shaped



U-Shaped



Irregular



CLADDING (SIDING)

Channel Drop Siding



V-notch Drop Siding



Round-Edge Drop Siding



Shiplap Siding



Lap Siding



Board and Batten



Square Wood Shingles



Fancy Cut Wood Shingle



T-11



Brick



Stucco



REPLACEMENT SIDINGS

Asbestos Shingle



Metal Siding



Composite Siding (LP Siding)



Vinyl Siding



Cementitious Siding (i.e., Hardiplank)



WINDOWS

Paired 1/1 dbl-hung wood windows with lamb's tongues



25/1 dbl hung wood windows



Queen Anne Windows



Fixed Window with Honeycomb Muntin Pattern



Double-hung Wood Window with Leaded Upper



Casement Windows with Leaded Glass



Italianate Bay Window



2/2 Wood Window with Horizontal Muntin



Chicago-style Window Bank



Steel Sash Window with 3-pane casement on either end



Fixed Picture Windows



REPLACEMENT WINDOWS



Dbl-hung Aluminum



Bronze Aluminum Slider



Single-hung Vinyl with Grid