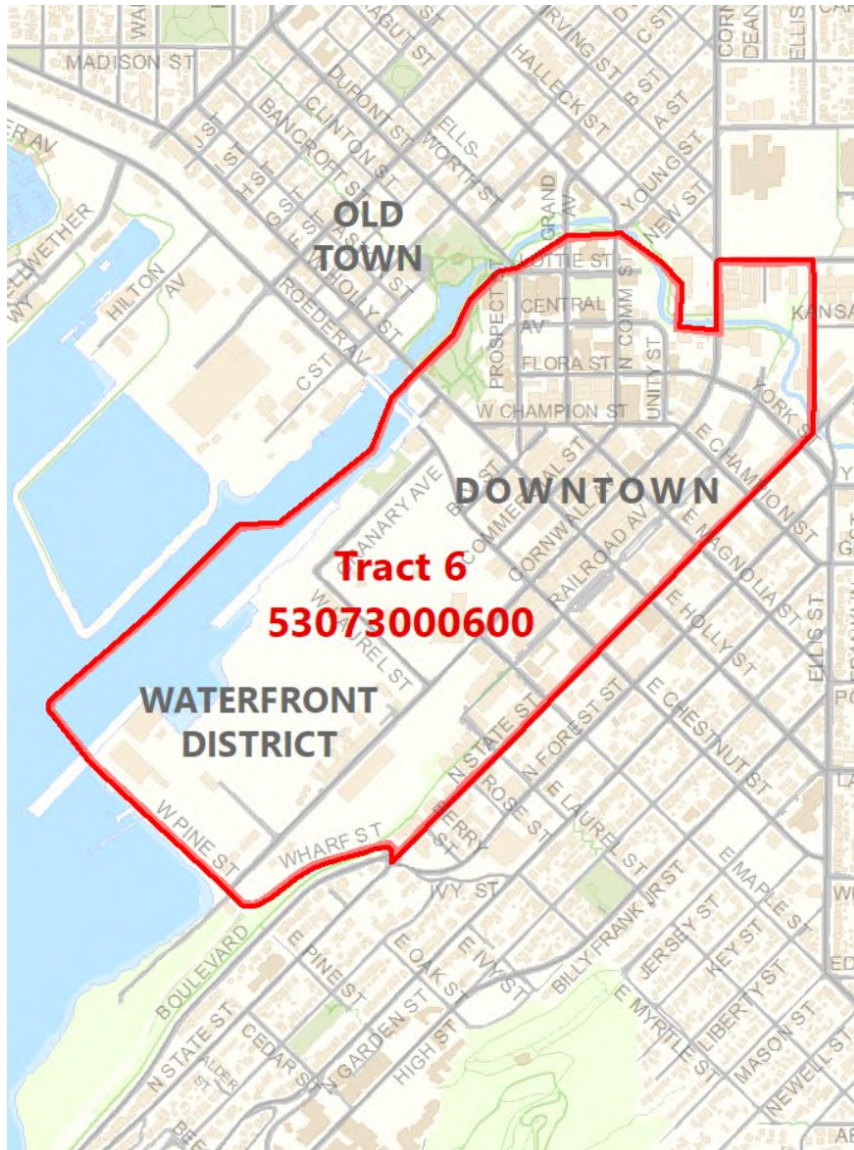


Bellingham's City Center



Our City Center offers something for everyone. A great place to live, work and do business.

Bellingham is a unique city with 4 higher education institutions, a vibrant downtown that supports arts, music and outdoor recreation and a strong business community.

It is a destination area located between metropolitan Seattle and international markets in Vancouver B.C. 6 million people live within a 90 mi radius.

Downtown



Photo of Arts District Gateway

- ✓ **Reduced Traffic Impact Fees**
- ✓ **Multi-family Tax Exemption Program**
- ✓ **B&O Tax Exemption**

Downtown is a growing neighborhood with over 7500 employees and 2500 residents.

Lively cultural arts district – theatres, museums, music venues, year-round events and festivals.

Thriving food and beverage scene with over 40+ dining, drinking and entertainment venues.

Adjacent to the Waterfront District, .8 miles to WWU and I-5.

Transit hub – great bicycle and pedestrian infrastructure.

Waterfront

The **Waterfront** District is an emerging mixed-use neighborhood on Bellingham Bay.

Extension of downtown: new parks, streets and amenities, historic artifacts and WWU expansion.

2+ million square feet of development planned.

- ✓ **Traffic and Park Impact Fee Credits**
- ✓ **B&O Tax Exemption**
- ✓ **Density bonuses**

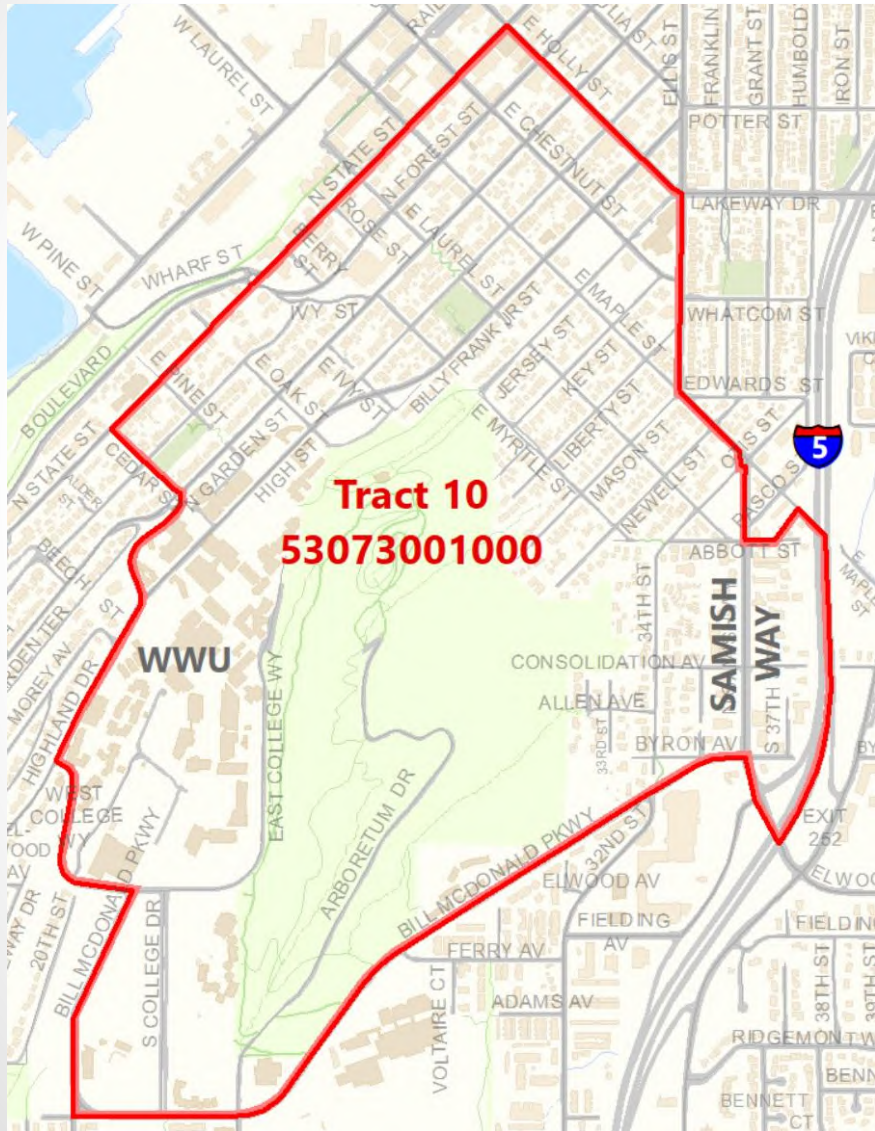
This former industrial site as been cleaned up within the area closest to downtown.

Welcoming mixed-use housing and commercial development as well as light industrial businesses, including and shipping opportunities.

Photo of Granary Building and Waypoint Park along Whatcom Waterway



Bellingham's Samish Way



This village is a gateway to Western Washington University and is evolving into a dense mixed-use neighborhood.

Bellingham is home to over 30,000 college students – WWU has 16,000 students enrolled just a quick bus or walk away.

Samish Way



Rendering Developed for Samish Way Plan

- ✓ **Reduced Traffic Impact Fees**
- ✓ **Multi-family Tax Exemption Program**
- ✓ **B&O Tax Exemption**

Samish Way has great access to Interstate 5 and is within walking distance to WWU and Downtown.

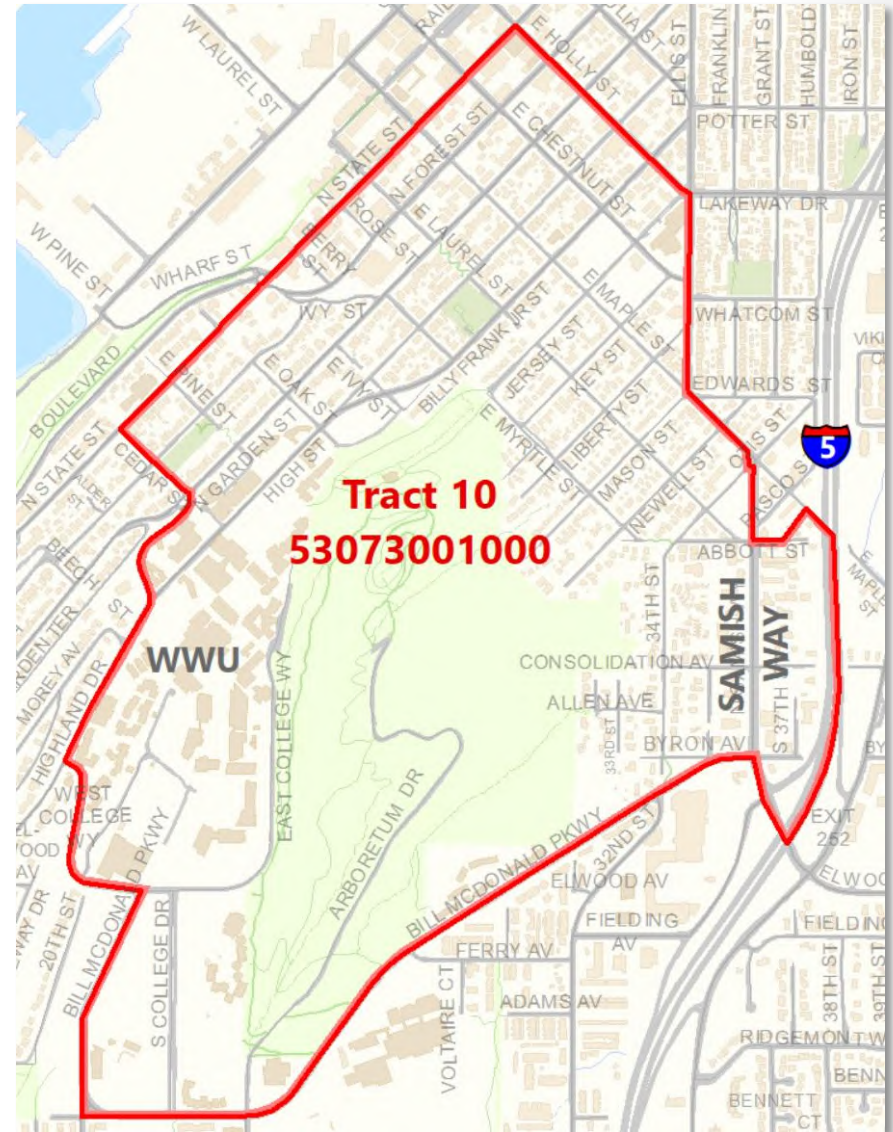
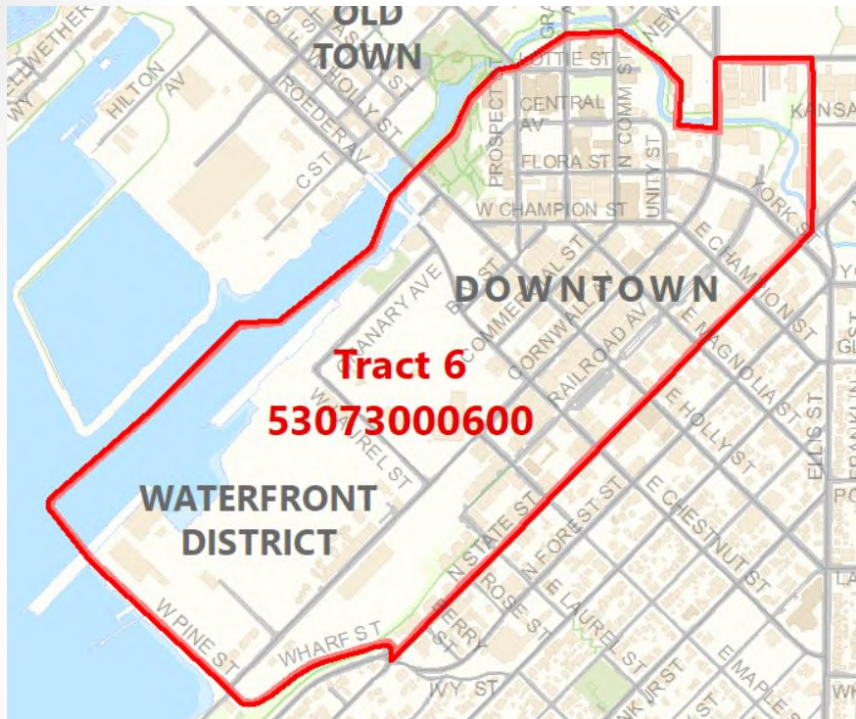
Adjacent historic neighborhoods, arboretum with hiking trails, large lots, nearby grocery and services.

New private sector investment underway.

Welcoming investment and developers interested in 5-7 story mixed-use developments.

Upcoming public investments in housing and infrastructure.

Bellingham's Opp Zones



cob.org/boz

Tara Sundin, tsundin@cob.org
Community & ED Manager

Darby Cowles, dcowles@cob.org
Senior Planner